

PRICE LIST 2024

No. 69 gb

Valid from 01.01.2024 until 31.12.2024 or until revoked for the UK.
 With the publication of this price list, all previous price lists become invalid!

Prices are in GBP including transport cost to the dealer's warehouse or **DDP** (customer address, kerbside) within mainland.
Delivery conditions: The delivery address must be accessible for a 38 ton lorry (3 m minimum width of access)! Fixed delivery dates are only possible with additional cost!
Attention: For **direct deliveries to the customer** please always include the **exact address, e-mail and telephone number (including country code)** of the customer where they can be reached during the day. The carrier will contact the customer to arrange the delivery date.
 Stock items ready for dispatch within 2 to 4 working days from order clarity. All Biohort products are packed in cardboard boxes with detailed assembly instructions ready for self-assembly. We reserve the right to make design changes in the interest of technical development. The weights shown are gross weights.

Our general terms and conditions (GT&C) can be found here: www.biohort.com/gt&c
 Our terms of guarantee are available here: www.biohort.com/terms-of-guarantee



Europa 2-3



AvantGarde® 4-5
AvantGarde®ECO 6-7



HighLine® 8-9



Panorama® 10-11



Neo 12-15



Equipment Locker 16-17



MiniGarage 17



StoreMax® 18



HighBoard 18



Dustbin Box Alex® 19



Patio Locker Romeo® 19



LeisureTime Box 20



Parcel Box 20



StyleBox 20



LoungeBox® 21



WoodStock® 21



Robotic Lawn Mower Garage Charly® 21



Privacy Screen 22-23



DaVinci® 23



Composter MonAmi® 25



Raised Bed 24-25



Planting Bed Belvedere® 26-27



BikeLift® 28



Cleaning Agents 28



Europa



Standard Equipment: for all sizes and models

(inside always grey white)

- 2 shelves and 2 support rails
- 4 tool hangers (to hang up spades, rakes, garden hoses etc.)
- Organiser system inside both doors with 6 hooks
- 2-way locking mechanism with T-handle cylinder lock and spare key
- Integrated gutter with a connection for a 1" hose
- Screws and anchors for mounting to the foundation
- Two additional mounting brackets for wall mounting (by size 2A and size 4A)

Size	Exterior Dimensions* W x L x H (cm)	Volume (m ³)	Weight (kg)	Package Quantity	EAN Code				Recommended Retail Price**
					Metallic Silver	Metallic Quartz Grey	Metallic Dark Grey	Dark Green	
With double door, door opening: 135 x 170 cm (W x H)									
1	172 x 84 x 196	2.2	90.4	3	9003414 29010 5	9003414 22010 2	9003414 24010 0	9003414 23010 1	799.00
2	172 x 156 x 196	4.2	115.2	3	9003414 29020 4	9003414 22020 1	9003414 24020 9	9003414 23020 0	1,029.00
3	244 x 156 x 203	6.3	139.4	4	9003414 29030 3	9003414 22030 0	9003414 24030 8	9003414 23030 9	1,229.00
4	244 x 228 x 203	9.4	167.8	5	9003414 29040 2	9003414 22040 9	9003414 24040 7	9003414 23040 8	1,539.00
5	316 x 228 x 209	12.6	202.6	5	9003414 29050 1	9003414 22050 8	9003414 24050 6	9003414 23050 7	1,749.00
6	244 x 300 x 203	12.4	197.8	5	9003414 29060 0	9003414 22060 7	9003414 24060 5	9003414 23060 6	1,749.00
7	316 x 300 x 209	16.7	233.9	5	9003414 29070 9	9003414 22070 6	9003414 24070 4	9003414 23070 5	2,059.00
2A	244 x 84 x 203	3.3	112.2	3	9003414 29080 8	9003414 22080 5	9003414 24080 3	9003414 23080 4	1,029.00
4A	316 x 156 x 209	8.5	165.1	4	9003414 29090 7	9003414 22090 4	9003414 24090 2	9003414 23090 3	1,439.00

*Incl. roof overhang, highest point

Foundation	Size	Exterior Dimensions W x L (cm)	Weight (kg)	Package Quantity	EAN Code	Recommended Retail Price**
	1	150 x 78	5.3	1	9003414 41010 7	139.00
	2	150 x 150	7	1	9003414 41020 6	159.00
	3	222 x 150	8.9	1	9003414 41030 5	179.00
	4	222 x 222	9.9	1	9003414 41040 4	219.00
	5, 6	294 x 222	11.7	1	9003414 41050 3	229.00
	7	294 x 294	12.6	1	9003414 41070 1	239.00
	2A	222 x 78	7.2	1	9003414 41080 0	159.00
	4A	294 x 150	10	1	9003414 41090 9	189.00

Note: If the floor frame is laid directly on a gravel base (approx. 10 cm gravel, without foundation or slabs), ground anchors are required for securing to the ground. Storm resistance must be ensured by the customer. For size 1: 4 pcs. in total; for size 2, 2A: 6 pcs. in total; for size 3, 4, 4A: 8 pcs. in total; for size 5, 6, 7: 10 pcs. in total are necessary.

Ground Anchor	4 pieces per package	53 x 4.5	1.4	1	9003414 41004 6	19.00
	6 pieces per package	53 x 4.5	2.1	1	9003414 41006 0	29.00



Aluminium Floor Panels	Size	Exterior Dimensions W x L (cm)	Weight (kg)	Package Quantity	EAN Code	Recommended Retail Price**
	1	141.5 x 69.5	9.9	1	9003414 48010 0	149.00
	2	141.5 x 141.5	16.3	1	9003414 48020 9	269.00
	3	213.5 x 141.5	24	1	9003414 48030 8	339.00
	4	213.5 x 213.5	34	1	9003414 48040 7	489.00
	5, 6	285.5 x 213.5	43.6	1	9003414 48050 6	649.00
	7	285.5 x 285.5	58.7	1	9003414 48070 4	849.00
	2A	213.5 x 69.5	14	1	9003414 48080 3	219.00
	4A	285.5 x 141.5	29.5	1	9003414 48090 2	439.00


SmartBase	Size	Exterior Dimensions W x L (cm)	Weight (kg)	Package Quantity	EAN Code	Recommended Retail Price**
	1	150 x 78	33.9	2	9003414 43901 6	599.00
	2	150 x 150	47.9	3	9003414 43906 1	849.00
	3	222 x 150	61.2	3	9003414 43912 2	1,099.00
	4	222 x 222	82.3	4	9003414 43918 4	1,349.00
	5, 6	294 x 222	109.8	4	9003414 43923 8	1,649.00
	7	294 x 294	129	4	9003414 43930 6	2,199.00
	2A	222 x 78	46.9	3	9003414 43936 8	949.00
	4A	294 x 150	73.4	3	9003414 43942 9	1,399.00

SmartBase ^{PLUS}	Size	Exterior Dimensions W x L (cm)	Weight (kg)	Package Quantity	EAN Code	Recommended Retail Price**
	1	150 x 78	50.9	2	9003414 43401 1	749.00
	2	150 x 150	61.4	3	9003414 43406 6	1,049.00
	3	222 x 150	88.6	3	9003414 43412 7	1,349.00
	4	222 x 222	109.7	4	9003414 43418 9	1,599.00
	5, 6	294 x 222	130	4	9003414 43423 3	1,949.00
	7	294 x 294	155.3	4	9003414 43430 1	2,499.00
	2A	222 x 78	60	3	9003414 43436 3	1,149.00
	4A	294 x 150	100.8	3	9003414 43442 4	1,599.00

Note: Hammer drills can be rented from any well-equipped specialist, however the drill bit required is available from Bihort.

Drill Bit	for SDS-MAX chuck Ø18 mm	Ø 40 x 570 mm	3.5	1	9003414 43410 3	89.00
-----------	--------------------------	---------------	-----	---	-----------------	-------

Accessories	Size	Dimensions	Weight	EAN Code				Recommended Retail Price**
		W x L x H (cm)	(kg)	Metallic Silver	Metallic Quartz Grey	Metallic Dark Grey	Dark Green	
Additional Double Door	With T-handle cylinder lock, including 2-way locking mechanism, door hooks, hinges, organiser system on the inside of the door and door jamb (door opening: 135 x 170 cm).							
		78 x 187 x 2	36.9	9003414 29001 3	9003414 22001 0	9003414 24001 8	9003414 23001 9	409.00
Side Canopy	Set is complete with supports and a short rainwater downpipe. Can be installed on the right and/or left side, side clearance height of 156 cm.							
	2, 3, 4A	150x156x170	21.7	9003414 42019 9	9003414 42012 0	9003414 42014 4	9003414 42040 3	269.00
	4, 5	150x228x170	27.5	9003414 42029 8	9003414 42022 9	9003414 42024 3	9003414 42050 2	329.00
	6, 7	150x300x170	35.2	9003414 42039 7	9003414 42032 8	9003414 42034 2	9003414 42060 1	399.00
Window Unit	Complete side wall panel (73.3 x 176 cm) with fully installed hinged window, plexiglass, metal frame (window opening 50 x 60 cm).							
		73.3 x 5 x 176	13	9003414 43060 0	9003414 43080 8	9003414 43050 1	9003414 43040 2	309.00
Rainwater Downpipe Set	Made from galvanised, polyamide coated steel including fixing material, 2 pieces per package							
		4 x 4 x 170	2.8	9003414 44070 8	9003414 44080 7	9003414 44050 0	9003414 44040 1	79.00



Accessories made of galvanised steel		Dimensions	EAN Code	Recommended Retail Price**
		W x L x H (cm)		
A Shelf Support Rails	2 pieces per package	4 x 4 x 173	9003414 46020 1	49.00
	2 pieces per package	72 x 24.5 x 7	9003414 45010 3	59.00
B Shelves*	4 pieces per package	72 x 24.5 x 7	9003414 45020 2	79.00
	2 pieces per package (deep)	72 x 43.5 x 7	9003414 45030 1	89.00
C Folding Table*		69.2 x 57.5 x 40	9003414 40011 5	129.00
D Suspension Basket*		67 x 34 x 20	9003414 47071 2	69.00
E Hook Set*		72 x 17 x 73	9003414 47070 5	79.00
F Tool Hangers	4 pieces per package	13 x 9.5 x 30	9003414 47020 0	29.00
G Door Baskets	2 pieces per package	34 x 10 x 9.5	9003414 46025 6	49.00
H Shelf Baskets*	2 pieces per package	72 x 16 x 11	9003414 46026 3	69.00
I Threshold Access Ramp***		135 x 14.5 x 7	9003414 41000 8	99.00
J Bicycle Holder BikeHolder*	set for 3 bikes	72 x 10 x 33	9003414 49012 3	69.00
K Bicycle Hanger BikeMax	1 piece per package	4 x 4 x 173	9003414 49010 9	49.00
	2 pieces per package	15 x 10 x 173	9003414 49020 8	79.00
L BikeLift®	Standard	33 x 184 x 27.5	9003414 49050 5	519.00
	Swivelling	33 x 184 x 38.5	9003414 49051 2	619.00
M Electric Mounting Panel		28 x 6 x 172.5	9003414 46030 0	59.00
N LED Light		44 x 4 x 1.5	9003414 46041 6	79.00

*Support rails not included in the delivery. ***Only possible with double door and aluminium floor frame



Standard Equipment: for all sizes


(inside always grey white)

- 2 shelves and 2 support rails
- 4 tool hangers (to hang up spades, rakes, garden hoses etc.)
- 2 tool holders on the inside of the door panels
- Comfortable door opening with gas spring
- 3-way locking mechanism with stainless steel door handle, standard cylinder and spare key
- Integrated gutter with a connection for a 1 1/4" hose
- Screws and anchors for mounting to the foundation

Size	Exterior Dimensions*	Volume (m³)	Weight (kg)	Package Quantity	EAN Code			Recommended Retail Price**
	W x L x H (cm)				Metallic Silver	Metallic Quartz Grey	Metallic Dark Grey	
With standard door, door opening: 76 x 182 cm (W x H), right door hinge								
A1	180 x 220 x 218	6	155.8	5	9003414 15010 2	9003414 19010 8	9003414 17010 0	1,549.00
A2	180 x 260 x 218	7.3	175.7	6	9003414 15020 1	9003414 19020 7	9003414 17020 9	1,749.00
A3	180 x 300 x 218	8.9	194.2	6	9003414 15030 0	9003414 19030 6	9003414 17030 8	1,899.00
A4	180 x 380 x 222	11.4	237.3	8	9003414 15040 9	9003414 19040 5	9003414 17040 7	2,149.00
A5	260 x 220 x 218	8.9	191	5	9003414 15050 8	9003414 19050 4	9003414 17050 6	1,899.00
A6	260 x 260 x 218	12.7	214.5	6	9003414 15060 7	9003414 19060 3	9003414 17060 5	2,149.00
A7	260 x 300 x 218	13.1	230.8	7	9003414 15070 6	9003414 19070 2	9003414 17070 4	2,299.00
A8	260 x 380 x 222	17.2	281.5	8	9003414 15080 5	9003414 19080 1	9003414 17080 3	2,749.00
With double door, door opening: A1 – A4: 139 x 182 cm (W x H), A5 – A8: 155 x 182 cm (W x H)								
A1	180 x 220 x 218	6	167	5	9003414 15019 5	9003414 19019 1	9003414 17019 3	1,799.00
A2	180 x 260 x 218	7.3	186.9	6	9003414 15029 4	9003414 19029 0	9003414 17029 2	1,999.00
A3	180 x 300 x 218	8.9	202.4	6	9003414 15039 3	9003414 19039 9	9003414 17039 1	2,149.00
A4	180 x 380 x 222	11.4	247	8	9003414 15049 2	9003414 19049 8	9003414 17049 0	2,399.00
A5	260 x 220 x 218	8.9	203.4	5	9003414 15059 1	9003414 19059 7	9003414 17059 9	2,149.00
A6	260 x 260 x 218	12.7	226.9	6	9003414 15069 0	9003414 19069 6	9003414 17069 8	2,399.00
A7	260 x 300 x 218	13.1	243.2	7	9003414 15079 9	9003414 19079 5	9003414 17079 7	2,549.00
A8	260 x 380 x 222	17.2	293.9	8	9003414 15089 8	9003414 19089 4	9003414 17089 6	2,999.00


*Incl. roof overhang, highest point

Foundation	Size	Exterior Dimensions	Weight	Package Quantity	EAN Code	Recommended Retail Price**
		W x L (cm)	(kg)			
Aluminium Floor Frame Aluminium square tubing (40 x 40 mm) with corner joints and fixing material (screws)						
	A1	172 x 172	8.4	1	9003414 41031 2	189.00
	A2	172 x 212	9.8	1	9003414 41071 8	199.00
	A3, A5	172 x 252	10.4	1	9003414 41041 1	219.00
	A4	172 x 332	12.4	2	9003414 41081 7	229.00
	A6	252 x 212	11	1	9003414 41042 8	229.00
	A7	252 x 252	12.3	1	9003414 41051 0	239.00
	A8	252 x 332	13.4	2	9003414 41061 9	259.00
	Note: If the floor frame is laid directly on a gravel base (approx. 10 cm gravel, without foundation or slabs), ground anchors are required for securing to the ground. Storm resistance must be ensured by the customer. For size A1: 8 pcs. in total; for size A2, A3, A4, A5, A6: 10 pcs. in total; for size A7, A8: 12 pcs. in total are necessary.					
Ground Anchor	4 pieces per package	53 x 4.5	1.4	1	9003414 41004 6	19.00
	6 pieces per package	53 x 4.5	2.1	1	9003414 41006 0	29.00
Aluminium Floor Panels 2mm aluminium chequer plate consisting of several panels including connecting rails depending on the size of the shed; aluminium floor frame required for optimum installation. Underlayment with a fill or XPS hard foam boards in a thickness of approx. 2-3cm recommended (not included in the scope of delivery).						
	A1	163.6 x 163.6	20.9	1	9003414 48031 5	339.00
	A2	163.6 x 203.6	24.8	1	9003414 48071 1	409.00
	A3, A5	243.6 x 163.6	31	1	9003414 48041 4	509.00
	A4	163.6 x 323.6	38	1	9003414 48081 0	589.00
	A6	243.6 x 203.6	37.3	1	9003414 48042 1	559.00
	A7	243.6 x 243.6	44.4	1	9003414 48051 3	679.00
	A8	243.6 x 323.6	56.3	1	9003414 48061 2	849.00
	SmartBase Consists of aluminium boards, aluminium frame and adjustable feet (4cm height adjustable), including fixing material, max. load capacity of 200 kg/m², additional required tools: spirit level, drill, open ended spanner 13 and 24.					
	A1	172 x 172	55.4	3	9003414 43946 7	1,049.00
	A2	172 x 212	67.2	3	9003414 43988 7	1,149.00
	A3, A5	172 x 252	72.9	3	9003414 43958 0	1,349.00
	A4	172 x 332	98.9	3	9003414 43976 4	1,549.00
	A6	252 x 212	86.5	3	9003414 43963 4	1,499.00
	A7	252 x 252	101.8	4	9003414 43968 9	1,749.00
	A8	252 x 332	130.6	4	9003414 43978 8	2,099.00

SmartBase ^{PLUS}						
Consists of aluminium boards, aluminium frame and galvanised ground screws (15 cm height adjustable), including fixing material and manual screw-in driver, max. load capacity of 200 kg/m ² , additional required tools: hammer drill, drill bit, spirit level, drill, open-end spanner 13 and 24, shovel						
	A1	172 x 172	79	3	9003414 43446 2	1,249.00
	A2	172 x 212	90.8	3	9003414 43488 2	1,349.00
	A3, A5	172 x 252	100.3	3	9003414 43458 5	1,549.00
	A4	172 x 332	120.6	3	9003414 43476 9	1,849.00
	A6	252 x 212	113.9	3	9003414 43463 9	1,699.00
	A7	252 x 252	123.5	4	9003414 43468 4	1,999.00
	A8	252 x 332	159.5	4	9003414 43478 3	2,499.00
	Note: Hammer drills can be rented from any well-equipped specialist, however the drill bit required is available from Biohort.					
Drill Bit	for SDS-MAX chuck Ø18 mm	Ø 40 x 570 mm	3.5	1	9003414 43410 3	89.00

Accessories	Dimensions	Weight	EAN Code			Recommended Retail Price**
	W x L x H (cm)	(kg)	Metallic Silver	Metallic Quartz Grey	Metallic Dark Grey	


Additional Door With stainless steel door handle, including 3-way locking mechanism, gas spring, hinges, 2 tool holders and side door jamb, right door hinge

	79.2 x 3 x 185	47.4	9003414 83002 8	9003414 88002 3	9003414 84002 7	619.00
---	----------------	------	-----------------	-----------------	-----------------	--------


Note: In combination with the foundation solution SmartBase and SmartBase^{PLUS}, an additional package is required for the additional door.

SmartBase Foundation Additional Package	0.9	9003414 43505 6	89.00
SmartBase ^{PLUS} Foundation Additional Package	3.6	9003414 43405 9	89.00


Window Unit Complete side wall panel (81.5 x 188 cm) with fully installed hinged window, plexiglass, metal frame (window opening 50 x 60 cm).

	81.5 x 2.5 x 188	9.4	9003414 43065 5	9003414 43085 3	9003414 43055 6	339.00
---	------------------	-----	-----------------	-----------------	-----------------	--------


Rainwater Downpipe Set Made from galvanised, polyamide coated steel including fixing material, 2 pieces per package


	4 x 4 x 182	2.9	9003414 44022 7	9003414 44082 1	9003414 44062 3	89.00
--	-------------	-----	-----------------	-----------------	-----------------	-------

FloraBoard Two flower boxes including plastic inserts, two support rails for attachment to the exterior wall of the shed. Multiple flower boxes can be placed side-by-side.

	82 x 25 x 188	11.3	9003414 47030 9	9003414 47080 4	9003414 47050 7	199.00
---	---------------	------	-----------------	-----------------	-----------------	--------

Tool Holder For the inside of the door (max. 4 tool holders per door), 2 pieces per package.

	51.6 x 3.5 x 5	0.7	9003414 47031 6	9003414 47081 1	9003414 47051 4	39.00
---	----------------	-----	-----------------	-----------------	-----------------	-------



Accessories made of galvanised steel		Dimensions	EAN Code	Recommended Retail Price**	
		W x L x H (cm)			
A	Shelf Support Rails	2 pieces per package	4 x 4 x 185	9003414 46021 8	49.00
		2 pieces per package	72 x 24.5 x 7	9003414 45010 3	59.00
B	Shelves*	4 pieces per package	72 x 24.5 x 7	9003414 45020 2	79.00
		2 pieces per package (deep)	72 x 43.5 x 7	9003414 45030 1	89.00
C	Folding Table*		69.2 x 57.5 x 40	9003414 40011 5	129.00
D	Suspension Basket*		67 x 34 x 20	9003414 47071 2	69.00
E	Hook Set*		72 x 17 x 73	9003414 47070 5	79.00
F	Tool Hangers	4 pieces per package	13 x 9.5 x 30	9003414 47020 0	29.00
G	Door Baskets	2 pieces per package	34 x 10 x 9.5	9003414 46025 6	49.00
H	Shelf Baskets	2 pieces per package	72 x 16 x 11	9003414 46026 3	69.00
I	Threshold Access Ramp***		135 x 14.5 x 7	9003414 41000 8	99.00
J	Bicycle Holder BikeHolder*	set for 3 bikes	72 x 10 x 33	9003414 49012 3	69.00
K	Bicycle Hanger BikeMax	1 piece per package	4 x 4 x 185	9003414 49011 6	49.00
		2 pieces per package	15 x 10 x 185	9003414 49021 5	89.00
L	BikeLift®	Standard	33 x 184 x 27.5	9003414 49050 5	519.00
		Swivelling	33 x 184 x 38.5	9003414 49051 2	619.00
M	Electric Mounting Panel		20 x 4 x 185	9003414 46031 7	59.00
N	LED Light		44 x 4 x 1.5	9003414 46041 6	79.00

*Support rails not included in the delivery. ***Only possible with double door and aluminium floor frame



Standard Equipment: for all sizes

- Corrugated door
- 2-way locking mechanism with T-handle cylinder lock and spare key
- Integrated gutter with a connection for a 1 1/4" hose
- Screws and anchors for mounting to the foundation


ECO Version


(inside always grey white)

Size	Exterior Dimensions* W x L x H (cm)	Volume (m³)	Weight (kg)	Package Quantity	EAN Code			Recommended Retail Price**
					Metallic Silver	Metallic Quartz Grey	Metallic Dark Grey	
With standard door, door opening: 76 x 182 cm (W x H), right door hinge								
A1	180 x 220 x 218	6	128	5	9003414 15610 4	9003414 19610 0	9003414 17610 2	1,349.00
A2	180 x 260 x 218	7.3	146	6	9003414 15620 3	9003414 19620 9	9003414 17620 1	1,549.00
A3	180 x 300 x 218	8.9	161	6	9003414 15630 2	9003414 19630 8	9003414 17630 0	1,699.00
A4	180 x 380 x 222	11.4	204	8	9003414 15640 1	9003414 19640 7	9003414 17640 9	1,949.00
A5	260 x 220 x 218	8.9	160	5	9003414 15650 0	9003414 19650 6	9003414 17650 8	1,699.00
A6	260 x 260 x 218	12.7	182	6	9003414 15660 9	9003414 19660 5	9003414 17660 7	1,949.00
A7	260 x 300 x 218	13.1	194	7	9003414 15670 8	9003414 19670 4	9003414 17670 6	2,099.00
A8	260 x 380 x 222	17.2	246	8	9003414 15680 7	9003414 19680 3	9003414 17680 5	2,549.00
With double door, door opening: A1 – A4: 139 x 182 cm (W x H), A5 – A8: 155 x 182 cm (W x H)								
A1	180 x 220 x 218	6	133	5	9003414 15619 7	9003414 19619 3	9003414 17619 5	1,599.00
A2	180 x 260 x 218	7.3	151	6	9003414 15629 6	9003414 19629 2	9003414 17629 4	1,799.00
A3	180 x 300 x 218	8.9	166	6	9003414 15639 5	9003414 19639 1	9003414 17639 3	1,949.00
A4	180 x 380 x 222	11.4	215	8	9003414 15649 4	9003414 19649 0	9003414 17649 2	2,199.00
A5	260 x 220 x 218	8.9	163	5	9003414 15659 3	9003414 19659 9	9003414 17659 1	1,949.00
A6	260 x 260 x 218	12.7	185	6	9003414 15669 2	9003414 19669 8	9003414 17669 0	2,199.00
A7	260 x 300 x 218	13.1	197	7	9003414 15679 1	9003414 19679 7	9003414 17679 9	2,349.00
A8	260 x 380 x 222	17.2	249	8	9003414 15689 0	9003414 19689 6	9003414 17689 8	2,799.00


*Incl. roof overhang, highest point


Foundation	Size	Exterior Dimensions	Weight	Package Quantity	EAN Code	Recommended Retail Price**
		W x L (cm)	(kg)			
Aluminium Floor Frame Aluminium square tubing (40 x 40 mm) with corner joints and fixing material (screws)						
	A1	172 x 172	8.4	1	9003414 41031 2	189.00
	A2	172 x 212	9.8	1	9003414 41071 8	199.00
	A3, A5	172 x 252	10.4	1	9003414 41041 1	219.00
	A4	172 x 332	12.4	2	9003414 41081 7	229.00
	A6	252 x 212	11	1	9003414 41042 8	229.00
	A7	252 x 252	12.3	1	9003414 41051 0	239.00
	A8	252 x 332	13.4	2	9003414 41061 9	259.00
	Note: If the floor frame is laid directly on a gravel base (approx. 10 cm gravel, without foundation or slabs), ground anchors are required for securing to the ground. Storm resistance must be ensured by the customer. For size A1: 8 pcs. in total; for size A2, A3, A4, A5, A6: 10 pcs. in total; for size A7, A8: 12 pcs. in total are necessary.					
Ground Anchor	4 pieces per package	53 x 4.5	1.4	1	9003414 41004 6	19.00
	6 pieces per package	53 x 4.5	2.1	1	9003414 41006 0	29.00
Aluminium Floor Panels 2mm aluminium chequer plate consisting of several panels including connecting rails depending on the size of the shed; aluminium floor frame required for optimum installation. Underlayment with a fill or XPS hard foam boards in a thickness of approx. 2-3 cm recommended (not included in the scope of delivery).						
	A1	163.6 x 163.6	20.9	1	9003414 48031 5	339.00
	A2	163.6 x 203.6	24.8	1	9003414 48071 1	409.00
	A3, A5	243.6 x 163.6	31	1	9003414 48041 4	509.00
	A4	163.6 x 323.6	38	1	9003414 48081 0	589.00
	A6	243.6 x 203.6	37.3	1	9003414 48042 1	559.00
	A7	243.6 x 243.6	44.4	1	9003414 48051 3	679.00
	A8	243.6 x 323.6	56.3	1	9003414 48061 2	849.00
	SmartBase Consists of aluminium boards, aluminium frame and adjustable feet (4 cm height adjustable), including fixing material, max. load capacity of 200 kg/m², additional required tools: spirit level, drill, open ended spanner 13 and 24.					
	A1	172 x 172	55.4	3	9003414 43946 7	1,049.00
	A2	172 x 212	67.2	3	9003414 43988 7	1,149.00
	A3, A5	172 x 252	72.9	3	9003414 43958 0	1,349.00
	A4	172 x 332	98.9	3	9003414 43976 4	1,549.00
	A6	252 x 212	86.5	3	9003414 43963 4	1,499.00
	A7	252 x 252	101.8	4	9003414 43968 9	1,749.00
	A8	252 x 332	130.6	4	9003414 43978 8	2,099.00


SmartBase ^{PLUS}						
Consists of aluminium boards, aluminium frame and galvanised ground screws (15 cm height adjustable), including fixing material and manual screw-in driver, max. load capacity of 200 kg/m ² , additional required tools: hammer drill, drill bit, spirit level, drill, open-end spanner 13 and 24, shovel						
	A1	172 x 172	79	3	9003414 43446 2	1,249.00
	A2	172 x 212	90.8	3	9003414 43488 2	1,349.00
	A3, A5	172 x 252	100.3	3	9003414 43458 5	1,549.00
	A4	172 x 332	120.6	3	9003414 43476 9	1,849.00
	A6	252 x 212	113.9	3	9003414 43463 9	1,699.00
	A7	252 x 252	123.5	4	9003414 43468 4	1,999.00
	A8	252 x 332	159.5	4	9003414 43478 3	2,499.00
	Note: Hammer drills can be rented from any well-equipped specialist, however the drill bit required is available from Biohort.					
Drill Bit	for SDS-MAX chuck Ø18 mm	Ø 40 x 570 mm	3.5	1	9003414 43410 3	89.00


Accessories	Dimensions	Weight	EAN Code			Recommended Retail Price**
	W x L x H (cm)	(kg)	Metallic Silver	Metallic Quartz Grey	Metallic Dark Grey	
Additional Door ECO With T-handle cylinder lock, including 2-way locking mechanism, door hooks, hinges, organiser system on the inside of the door and side door jamb, right door hinge						
	79.2 x 3 x 185	36.5	9003414 83602 0	9003414 88602 5	9003414 84602 9	409.00
Note: In combination with the foundation solution SmartBase and SmartBase ^{PLUS} , an additional package is required for the additional door.						
SmartBase Foundation Additional Package		0.9	9003414 43505 6			89.00
SmartBase ^{PLUS} Foundation Additional Package		3.6	9003414 43405 9			89.00

Window Unit Complete side wall panel (81.5 x 188 cm) with fully installed hinged window, plexiglass, metal frame (window opening 50 x 60 cm).						
	81.5 x 2.5 x 188	9.4	9003414 43065 5	9003414 43085 3	9003414 43055 6	339.00

Rainwater Downpipe Set Made from galvanised, polyamide coated steel including fixing material, 2 pieces per package						
	4 x 4 x 182	2.9	9003414 44022 7	9003414 44082 1	9003414 44062 3	89.00

FloraBoard Two flower boxes including plastic inserts, two support rails for attachment to the exterior wall of the shed. Multiple flower boxes can be placed side-by-side.						
	82 x 25 x 188	11.3	9003414 47030 9	9003414 47080 4	9003414 47050 7	199.00

Tool Holder ECO For the inside of the door (max. 4 tool holders per door), 2 pieces per package Only fits the AvantGarde®ECO and the corrugated additional door ECO.						
	30 x 5 x 3.5	0.5	9003414 47032 3	9003414 47082 8	9003414 47052 1	39.00



Accessories made of galvanised steel			Dimensions	EAN Code	Recommended Retail Price**
			W x L x H (cm)		
A	Shelf Support Rails	2 pieces per package	4 x 4 x 185	9003414 46021 8	49.00
		2 pieces per package	72 x 24.5 x 7	9003414 45010 3	59.00
B	Shelves*	4 pieces per package	72 x 24.5 x 7	9003414 45020 2	79.00
		2 pieces per package (deep)	72 x 43.5 x 7	9003414 45030 1	89.00
C	Folding Table*		69.2 x 57.5 x 40	9003414 40011 5	129.00
D	Suspension Basket*		67 x 34 x 20	9003414 47071 2	69.00
E	Hook Set*		72 x 17 x 73	9003414 47070 5	79.00
F	Tool Hangers	4 pieces per package	13 x 9.5 x 30	9003414 47020 0	29.00
G	Door Baskets	2 pieces per package	34 x 10 x 9.5	9003414 46025 6	49.00
H	Shelf Baskets	2 pieces per package	72 x 16 x 11	9003414 46026 3	69.00
I	Threshold Access Ramp***		135 x 14.5 x 7	9003414 41000 8	99.00
J	Bicycle Holder BikeHolder*	set for 3 bikes	72 x 10 x 33	9003414 49012 3	69.00
K	Bicycle Hanger BikeMax	1 piece per package	4 x 4 x 185	9003414 49011 6	49.00
		2 pieces per package	15 x 10 x 185	9003414 49021 5	89.00
L	BikeLift®	Standard	33 x 184 x 27.5	9003414 49050 5	519.00
		Swivelling	33 x 184 x 38.5	9003414 49051 2	619.00
M	Electric Mounting Panel		20 x 4 x 185	9003414 46031 7	59.00
N	LED Light		44 x 4 x 1.5	9003414 46041 6	79.00
O	Gas Spring Set for ECO doors	1 piece per package	34 x 2 x 2	9003414 83608 2	29.00
		2 pieces per package	34 x 2 x 2	9003414 83609 9	49.00

*Support rails not included in the delivery. ***Only possible with double door and aluminium floor frame



Standard Equipment: for all sizes and models










- 2 shelves and 2 support rails
- 4 tool hangers (to hang up spades, rakes, garden hoses etc.)
- 2 tool holders on the inside of the door panels
- Comfortable door opening with gas spring
- 3-way locking mechanism with stainless steel door handle, standard cylinder and spare key
- Integrated gutter with a connection for a 1 1/4" hose
- Screws and anchors for mounting to the foundation


(interior is always grey white, roof surface is always metallic quartz grey)

Size	Exterior Dimensions*	Volume (m³)	Weight (kg)	Package Quantity	EAN Code			Recommended Retail Price**
	W x L x H (cm)				Metallic Silver	Metallic Quartz Grey	Metallic Dark Grey	
With standard door, door opening: 76 x 182 cm (W x H), right door hinge								
H5	155 x 275 x 222	7.2	222.8	8	9003414 83010 3	9003414 88010 8	9003414 84010 2	1,999.00
H1	275 x 155 x 222	7.2	214.5	8	9003414 83020 2	9003414 88020 7	9003414 84020 1	1,999.00
H2	275 x 195 x 222	9.4	232	7	9003414 83030 1	9003414 88030 6	9003414 84030 0	2,299.00
H3	275 x 235 x 222	11.6	267.5	8	9003414 83040 0	9003414 88040 5	9003414 84040 9	2,699.00
H4	275 x 275 x 222	13.8	283.6	8	9003414 83050 9	9003414 88050 4	9003414 84050 8	2,899.00
H5	275 x 315 x 222	16	317.8	9	9003414 83060 8	9003414 88060 3	9003414 84060 7	3,199.00
H6	315 x 315 x 222	18.6	377	11	9003414 83070 7	9003414 88070 6	9003414 84070 2	3,499.00
With double door, door opening: 155 x 182 cm (W x H)								
H1	275 x 155 x 222	7.2	226.9	8	9003414 83029 5	9003414 88029 0	9003414 84029 4	2,299.00
H2	275 x 195 x 222	9.4	244.4	7	9003414 83039 4	9003414 88039 9	9003414 84039 3	2,549.00
H3	275 x 235 x 222	11.6	279.9	8	9003414 83049 3	9003414 88049 8	9003414 84049 2	2,949.00
H4	275 x 275 x 222	13.8	296	8	9003414 83059 2	9003414 88059 7	9003414 84059 1	3,149.00
H5	275 x 315 x 222	16	330.2	9	9003414 83069 1	9003414 88069 6	9003414 84069 0	3,449.00
H6	315 x 315 x 222	18.6	389.4	11	9003414 83079 0	9003414 88079 9	9003414 84079 5	3,749.00

*Incl. roof overhang, highest point

Foundation	Size	Exterior Dimensions	Weight	Package Quantity	EAN Code	Recommended Retail Price**
		W x L (cm)	(kg)			
Aluminium Floor Frame Aluminium square tubing (40 x 40 mm) with corner joints and fixing material (screws)						
	H1, HS	252 x 132	9.1	1	9003414 41022 0	189.00
	H2	252 x 172	10.4	1	9003414 41041 1	219.00
	H3	252 x 212	11	1	9003414 41042 8	229.00
	H4	252 x 252	12.3	1	9003414 41051 0	239.00
	H5	252 x 292	12.9	1	9003414 41062 6	249.00
	H6	292 x 292	13.4	1	9003414 41043 5	269.00
Note: If the floor frame is laid directly on a gravel base (approx. 10 cm gravel, without foundation or slabs), ground anchors are required for securing to the ground. Storm resistance must be ensured by the customer. For size HS, H1: 8 pcs. in total; for size H2, H3: 10 pcs. in total; for size H4 H5, H6: 12 pcs. in total are necessary.						
Ground Anchor	4 pieces per package	53 x 4.5	1.4	1	9003414 41004 6	19.00
	6 pieces per package	53 x 4.5	2.1	1	9003414 41006 0	29.00
Aluminium Floor Panels 2mm aluminium chequer plate consisting of several panels including connecting rails depending on the size of the shed; aluminium floor frame required for optimum installation. Underlayment with a fill or XPS hard foam boards in a thickness of approx. 2-3 cm recommended (not included in the scope of delivery).						
	H1, HS	243.6 x 123.6	24.8	1	9003414 48022 3	409.00
	H2	243.6 x 163.6	31	1	9003414 48041 4	509.00
	H3	243.6 x 203.6	37.3	1	9003414 48042 1	559.00
	H4	243.6 x 243.6	44.4	1	9003414 48051 3	679.00
	H5	243.6 x 283.6	50	1	9003414 48062 9	739.00
	H6	283.6 x 283.6	63.2	2	9003414 48043 8	849.00
SmartBase Consists of aluminium boards, aluminium frame and adjustable feet (4 cm height adjustable), including fixing material, max. load capacity of 200 kg/m², additional required tools: spirit level, drill, open ended spanner 13 and 24.						
	H1, HS	252 x 132	62.1	3	9003414 43952 8	1,149.00
	H2	172 x 252	72.9	3	9003414 43958 0	1,349.00
	H3	252 x 212	86.5	3	9003414 43963 4	1,499.00
	H4	252 x 252	101.8	4	9003414 43968 9	1,749.00
	H5	252 x 292	113.4	4	9003414 43973 3	1,949.00
	H6	292 x 292	124.6	5	9003414 43995 5	2,059.00
SmartBasePLUS Consists of aluminium boards, aluminium frame and galvanised ground screws (15 cm height adjustable), including fixing material and manual screw-in driver, max. load capacity of 200 kg/m², additional required tools: hammer drill, drill bit, spirit level, drill, open-end spanner 13 and 24, shovel						
	H1, HS	252 x 132	89.5	3	9003414 43452 3	1,349.00
	H2	252 x 172	100.3	3	9003414 43458 5	1,549.00
	H3	252 x 212	113.9	3	9003414 43463 9	1,699.00
	H4	252 x 252	123.5	4	9003414 43468 4	1,999.00
	H5	252 x 292	139.7	4	9003414 43473 8	2,299.00
	H6	292 x 292	153.5	5	9003414 43495 0	2,699.00
Note: Hammer drills can be rented from any well-equipped specialist, however the drill bit required is available from Biohort.						
Drill Bit	for SDS-MAX chuck Ø18 mm	Ø 40 x 570 mm	3.5	1	9003414 43410 3	89.00

Accessories	Size	Dimensions	Weight	EAN Code			Recommended Retail Price**
		W x L x H (cm)	(kg)	Metallic Silver	Metallic Quartz Grey	Metallic Dark Grey	
Side Canopy S Width: 150 cm To be fixed on the side with the rain gutter - optionally on one or both sides - kit complete with supports and a downpipe (roof surface: metallic quartz grey).							
	H2	150 x 195 x 222	75.8	9003414 83836 9	9003414 88836 4	9003414 84836 8	1,129.00
	H3	150 x 235 x 222	86.7	9003414 83846 8	9003414 88846 3	9003414 84846 7	1,229.00
	H4	150 x 275 x 222	94.2	9003414 83856 7	9003414 88856 2	9003414 84856 6	1,339.00
	H5, H6	150 x 315 x 222	104.1	9003414 83866 6	9003414 88866 1	9003414 84866 5	1,439.00
Side Canopy L Width: 282 cm To be fixed on the side with the rain gutter - optionally on one or both sides - kit complete with supports and a downpipe (roof surface: metallic quartz grey).							
	H2	282 x 195 x 222	115	9003414 83036 3	9003414 88036 8	9003414 84036 2	1,439.00
	H3	282 x 235 x 222	134.6	9003414 83046 2	9003414 88046 7	9003414 84046 1	1,539.00
	H4	282 x 275 x 222	141.3	9003414 83056 1	9003414 88056 6	9003414 84056 0	1,639.00
	H5, H6	282 x 315 x 222	155.8	9003414 83066 0	9003414 88066 5	9003414 84066 9	1,749.00
Side Wall for Side Canopy To be installed on the side of the side canopy, kit complete with mounting rails and panels.							
	H2	157 x 2.5 x 181	37.8	9003414 83038 7	9003414 88038 2	9003414 84038 6	459.00
	H3	197 x 2.5 x 181	45.6	9003414 83048 6	9003414 88048 1	9003414 84048 5	509.00
	H4	237 x 2.5 x 181	54.8	9003414 83058 5	9003414 88058 0	9003414 84058 4	559.00
	H5, H6	277 x 2.5 x 181	62.8	9003414 83068 4	9003414 88068 9	9003414 84068 3	619.00
Back Wall for Side Canopy To be installed on the back of the side canopy, kit complete with mounting rails and panels.							
	S	134 x 4 x 181	33.8	9003414 83097 4	9003414 88097 9	9003414 84097 3	509.00
	L	266 x 4 x 181	61.2	9003414 83098 1	9003414 88098 6	9003414 84098 0	719.00
Additional Door With stainless steel door handle, including 3-way locking mechanism, gas spring, hinges, 2 tool holders and side door jamb, right door hinge							
		79.2 x 3 x 185	47.4	9003414 83002 8	9003414 88002 3	9003414 84002 7	619.00
Note: In combination with the foundation solution SmartBase and SmartBase ^{PLUS} , an additional package is required for the additional door.							
SmartBase Foundation Additional Package			0.9	9003414 43505 6			89.00
SmartBase ^{PLUS} Foundation Additional Package			3.6	9003414 43405 9			89.00
Window Unit Complete side wall panel (81.5 x 188 cm) with fully installed hinged window, plexiglass, metal frame (window opening 50 x 60 cm).							
		81.5 x 2.5 x 188	9.4	9003414 43065 5	9003414 43085 3	9003414 43055 6	339.00
Rainwater Downpipe Set Made from galvanised, polyamide coated steel including fixing material, 2 pieces per package							
		4 x 4 x 204	3.2	9003414 44025 8	9003414 44085 2	9003414 44065 4	89.00
FloraBoard Two flower boxes including plastic inserts, two support rails for attachment to the exterior wall of the shed. Multiple flower boxes can be placed side-by-side.							
		82 x 25 x 188	11.3	9003414 47030 9	9003414 47080 4	9003414 47050 7	199.00
Tool Holder For the inside of the door (max. 4 tool holders per door), 2 pieces per package							
		51.6 x 3.5 x 5	0.7	9003414 47031 6	9003414 47081 1	9003414 47051 4	39.00



Accessories made of galvanised steel		Dimensions	EAN Code	Recommended Retail Price**	
		W x L x H (cm)			
A	Shelf Support Rails	2 pieces per package	4 x 4 x 185	9003414 46021 8	49.00
		2 pieces per package	72 x 24.5 x 7	9003414 45010 3	59.00
B	Shelves*	4 pieces per package	72 x 24.5 x 7	9003414 45020 2	79.00
		2 pieces per package (deep)	72 x 43.5 x 7	9003414 45030 1	89.00
C	Folding Table*		69.2 x 57.5 x 40	9003414 40011 5	129.00
D	Suspension Basket*		67 x 34 x 20	9003414 47071 2	69.00
E	Hook Set*		72 x 17 x 73	9003414 47070 5	79.00
F	Tool Hangers	4 pieces per package	13 x 9.5 x 30	9003414 47020 0	29.00
G	Door Baskets	2 pieces per package	34 x 10 x 9.5	9003414 46025 6	49.00
H	Shelf Baskets	2 pieces per package	72 x 16 x 11	9003414 46026 3	69.00
I	Threshold Access Ramp***		135 x 14.5 x 7	9003414 41000 8	99.00
J	Bicycle Holder BikeHolder*	set for 3 bikes	72 x 10 x 33	9003414 49012 3	69.00
K	Bicycle Hanger BikeMax	1 piece per package	4 x 4 x 185	9003414 49011 6	49.00
		2 pieces per package	15 x 10 x 185	9003414 49021 5	89.00
L	BikeLift®	Standard	33 x 184 x 27.5	9003414 49050 5	519.00
		Swivelling	33 x 184 x 38.5	9003414 49051 2	619.00
M	Electric Mounting Panel		20 x 4 x 185	9003414 46031 7	59.00
N	LED Light		44 x 4 x 1.5	9003414 46041 6	79.00

*Support rails not included in the delivery. ***Only possible with double door and aluminium floor frame



Standard Equipment: for all sizes and models






(inside always grey white)


- 2 shelves and 2 support rails
- 4 tool hangers (to hang up spades, rakes, garden hoses etc.)
- 2 tool holders on the inside of the door panels
- Comfortable door opening with gas spring
- 3-way locking mechanism with stainless steel door handle, standard cylinder and spare key
- Integrated gutter with a connection for a 1 1/4" hose
- Screws and anchors for mounting to the foundation

Size	Exterior Dimensions*	Volume (m³)	Weight (kg)	Package Quantity	EAN Code			Recommended Retail Price**
	W x L x H (cm)				Metallic Silver	Metallic Quartz Grey	Metallic Dark Grey	
With standard door, door opening: 76 x 182 cm (W x H), right door hinge								
P1	273 x 158 x 227	7.1	202.2	8	9003414 13020 3	9003414 18020 8	9003414 14020 2	2,249.00
P2	273 x 198 x 227	9.2	225.7	7	9003414 13030 2	9003414 18030 7	9003414 14030 1	2,499.00
P3	273 x 238 x 227	11.3	250	8	9003414 13040 1	9003414 18040 6	9003414 14040 0	2,749.00
P4	273 x 278 x 227	13.4	271.9	8	9003414 13050 0	9003414 18050 5	9003414 14050 9	2,999.00
P5	273 x 318 x 227	15.5	293.9	9	9003414 13060 9	9003414 18060 4	9003414 14060 8	3,299.00
With double door, door opening: 155 x 182 cm (W x H)								
P1	273 x 158 x 227	7.1	214.6	8	9003414 13029 6	9003414 18029 1	9003414 14029 5	2,499.00
P2	273 x 198 x 227	9.2	238.1	7	9003414 13039 5	9003414 18039 0	9003414 14039 4	2,749.00
P3	273 x 238 x 227	11.3	262.4	8	9003414 13049 4	9003414 18049 9	9003414 14049 3	2,999.00
P4	273 x 278 x 227	13.4	284.3	8	9003414 13059 3	9003414 18059 8	9003414 14059 2	3,299.00
P5	273 x 318 x 227	15.5	306.3	9	9003414 13069 2	9003414 18069 7	9003414 14069 1	3,549.00

*Incl. roof overhang, highest point

Foundation	Size	Exterior Dimensions	Weight	Package Quantity	EAN Code	Recommended Retail Price**
		W x L (cm)	(kg)			
Aluminium Floor Frame Aluminium square tubing (40 x 40 mm) with corner joints and fixing material (screws)						
	P1	252 x 132	9.1	1	9003414 41022 0	189.00
	P2	252 x 172	10.4	1	9003414 41041 1	219.00
	P3	252 x 212	11	1	9003414 41042 8	229.00
	P4	252 x 252	12.3	1	9003414 41051 0	239.00
	P5	252 x 292	12.9	1	9003414 41062 6	249.00
Note: If the floor frame is laid directly on a gravel base (approx. 10 cm gravel, without foundation or slabs), ground anchors are required for securing to the ground. Storm resistance must be ensured by the customer. For size P1: 8 pcs. in total; for size P2, P3: 10 pcs. in total; for size P4, P5: 12 pcs. in total are necessary.						
Ground Anchor	4 pieces per package	53 x 4.5	1.4	1	9003414 41004 6	19.00
	6 pieces per package	53 x 4.5	2.1	1	9003414 41006 0	29.00
Aluminium Floor Panels 2mm aluminium chequer plate consisting of several panels including connecting rails depending on the size of the shed; aluminium floor frame required for optimum installation. Underlayment with a fill or XPS hard foam boards in a thickness of approx. 2-3 cm recommended (not included in the scope of delivery).						
	P1	243.6 x 123.6	24.8	1	9003414 48022 3	409.00
	P2	243.6 x 163.6	31	1	9003414 48041 4	509.00
	P3	243.6 x 203.6	37.3	1	9003414 48042 1	559.00
	P4	243.6 x 243.6	44.4	1	9003414 48051 3	679.00
	P5	243.6 x 283.6	50	1	9003414 48062 9	739.00
SmartBase Consists of aluminium boards, aluminium frame and adjustable feet (4cm height adjustable), including fixing material, max. load capacity of 200 kg/m², additional required tools: spirit level, drill, open ended spanner 13 and 24.						
	P1	252 x 132	62.1	3	9003414 43952 8	1,149.00
	P2	172 x 252	72.9	3	9003414 43958 0	1,349.00
	P3	252 x 212	86.5	3	9003414 43963 4	1,499.00
	P4	252 x 252	101.8	4	9003414 43968 9	1,749.00
	P5	252 x 292	113.4	4	9003414 43973 3	1,949.00
SmartBasePLUS Consists of aluminium boards, aluminium frame and galvanised ground screws (15cm height adjustable), including fixing material and manual screw-in driver, max. load capacity of 200 kg/m², additional required tools: hammer drill, drill bit, spirit level, drill, open-end spanner 13 and 24, shovel						
	P1	252 x 132	89.5	3	9003414 43452 3	1,349.00
	P2	252 x 172	100.3	3	9003414 43458 5	1,549.00
	P3	252 x 212	113.9	3	9003414 43463 9	1,699.00
	P4	252 x 252	123.5	4	9003414 43468 4	1,999.00
	P5	252 x 292	139.7	4	9003414 43473 8	2,299.00
Note: Hammer drills can be rented from any well-equipped specialist, however the drill bit required is available from Biohort.						
Drill Bit	for SDS-MAX chuck Ø18 mm	Ø 40 x 570 mm	3.5	1	9003414 43410 3	89.00

Accessories	Dimensions	Weight	EAN Code			Recommended Retail Price**
	W x L x H (cm)	(kg)	Metallic Silver	Metallic Quartz Grey	Metallic Dark Grey	
Additional Door With stainless steel door handle, including 3-way locking mechanism, gas spring, hinges, 2 tool holders and side door jamb, right door hinge						
	79.2 x 3 x 185	47.4	9003414 83002 8	9003414 88002 3	9003414 84002 7	619.00
Note: In combination with the foundation solution SmartBase and SmartBase ^{PLUS} , an additional package is required for the additional door.						
SmartBase Foundation Additional Package		0.9	9003414 43505 6			89.00
SmartBase ^{PLUS} Foundation Additional Package		3.6	9003414 43405 9			89.00
Window Unit Complete side wall panel (81.5 x 188 cm) with fully installed hinged window, plexiglass, metal frame (window opening 50 x 60 cm).						
	81.5 x 2.5 x 188	9.4	9003414 43065 5	9003414 43085 3	9003414 43055 6	339.00
Rainwater Downpipe Set Made from galvanised, polyamide coated steel including fixing material, 2 pieces per package						
	4 x 4 x 193.5	3.2	9003414 44024 1	9003414 44084 5	9003414 44064 7	89.00
FloraBoard Two flower boxes including plastic inserts, two support rails for attachment to the exterior wall of the shed. Multiple flower boxes can be placed side-by-side.						
	82 x 25 x 188	11.3	9003414 47030 9	9003414 47080 4	9003414 47050 7	199.00
Tool Holder For the inside of the door (max. 4 tool holders per door), 2 pieces per package						
	51.6 x 3.5 x 5	0.7	9003414 47031 6	9003414 47081 1	9003414 47051 4	39.00



Accessories made of galvanised steel		Dimensions	EAN Code	Recommended Retail Price**	
		W x L x H (cm)			
A	Shelf Support Rails	2 pieces per package	4 x 4 x 185	9003414 46021 8	49.00
B	Shelves*	2 pieces per package	72 x 24.5 x 7	9003414 45010 3	59.00
		4 pieces per package	72 x 24.5 x 7	9003414 45020 2	79.00
		2 pieces per package (deep)	72 x 43.5 x 7	9003414 45030 1	89.00
C	Folding Table*		69.2 x 57.5 x 40	9003414 40011 5	129.00
D	Suspension Basket*		67 x 34 x 20	9003414 47071 2	69.00
E	Hook Set*		72 x 17 x 73	9003414 47070 5	79.00
F	Tool Hangers	4 pieces per package	13 x 9.5 x 30	9003414 47020 0	29.00
G	Door Baskets	2 pieces per package	34 x 10 x 9.5	9003414 46025 6	49.00
H	Shelf Baskets	2 pieces per package	72 x 16 x 11	9003414 46026 3	69.00
I	Threshold Access Ramp***		135 x 14.5 x 7	9003414 41000 8	99.00
J	Bicycle Holder BikeHolder*	set for 3 bikes	72 x 10 x 33	9003414 49012 3	69.00
K	Bicycle Hanger BikeMax	1 piece per package	4 x 4 x 185	9003414 49011 6	49.00
		2 pieces per package	15 x 10 x 185	9003414 49021 5	89.00
L	BikeLift®	Standard	33 x 184 x 27.5	9003414 49050 5	519.00
		Swivelling	33 x 184 x 38.5	9003414 49051 2	619.00
M	Electric Mounting Panel		20 x 4 x 185	9003414 46031 7	59.00
N	LED Light		44 x 4 x 1.5	9003414 46041 6	79.00

*Support rails not included in the delivery. ***Only possible with double door and aluminium floor frame







Standard Equipment: for all sizes and models










(inside always grey white)



- Comfortable door opening with gas spring
- Luminous element in the standard door
- Wooden ceiling made of 19 mm plywood with a 1.5 mm EPDM roofing membrane
- 2 rainwater downpipes with 90° adjustable outlet
- 2 tool holders on the inside of the door panels
- 2 tool hangers (to hang up spades, rakes, garden hoses etc.)
- 2 shelves
- 3-way locking mechanism with stainless steel door handle, standard cylinder and spare key
- Screws and anchors for mounting to the foundation


Size	Exterior Dimensions*	Volume (m ³)	Weight (kg)	Package Quantity	EAN Code			Recommended Retail Price**
	W x L x H (cm)				Metallic Silver	Metallic Quartz Grey	Metallic Dark Grey	
With standard door, door opening: 83 x 200 cm (W x H), right door hinge								
1A	180 x 180 x 222	5.7	211.5	10	9003414 81003 7	9003414 87003 1	9003414 85003 3	2,599.00
2A	180 x 236 x 222	7.6	243.7	10	9003414 81006 8	9003414 87006 2	9003414 85006 4	2,999.00
3A	180 x 292 x 222	9.4	304.4	13	9003414 81009 9	9003414 87009 3	9003414 85009 5	3,299.00
4A	180 x 348 x 222	11.3	335.8	13	9003414 81014 3	9003414 87014 7	9003414 85014 9	3,799.00
1B	236 x 180 x 222	7.6	245.9	10	9003414 81029 7	9003414 87029 1	9003414 85029 3	2,999.00
2B	236 x 236 x 222	10.2	284.7	11	9003414 81034 1	9003414 87034 5	9003414 85034 7	3,299.00
3B	236 x 292 x 222	12.6	349.2	13	9003414 81040 2	9003414 87040 6	9003414 85040 8	3,699.00
4B	236 x 348 x 222	15.1	392.9	14	9003414 81044 0	9003414 87044 4	9003414 85044 6	4,199.00
1C	292 x 180 x 222	9.4	311.9	13	9003414 81082 2	9003414 87082 6	9003414 85082 8	3,299.00
2C	292 x 236 x 222	12.6	348.7	13	9003414 81085 3	9003414 87085 7	9003414 85085 9	3,599.00
3C	292 x 292 x 222	15.8	433.9	16	9003414 81089 1	9003414 87089 5	9003414 85089 7	4,199.00
4C	292 x 348 x 222	19.1	474.7	16	9003414 81092 1	9003414 87092 5	9003414 85092 7	4,849.00
1D	348 x 180 x 222	11.3	340.1	13	9003414 82024 1	9003414 89024 4	9003414 86024 7	3,799.00
2D	348 x 236 x 222	13.1	383.5	14	9003414 82028 9	9003414 89028 2	9003414 86028 5	4,199.00
3D	348 x 292 x 222	19.1	421.2	16	9003414 82031 9	9003414 89031 2	9003414 86031 5	4,849.00
4D	348 x 348 x 222	22.9	515	16	9003414 82034 0	9003414 89034 3	9003414 86034 6	5,249.00
With double door, door opening: 167 x 200 cm (W x H)								
1B	236 x 180 x 222	7.6	257.6	10	9003414 81060 0	9003414 87060 4	9003414 85060 6	3,249.00
2B	236 x 236 x 222	10.2	296.7	11	9003414 81063 1	9003414 87063 5	9003414 85063 7	3,549.00
3B	236 x 292 x 222	12.6	361	13	9003414 81069 3	9003414 87069 7	9003414 85069 9	3,949.00
4B	236 x 348 x 222	15.1	400	13	9003414 81072 3	9003414 87072 7	9003414 85072 9	4,499.00
1C	292 x 180 x 222	9.4	323.9	13	9003414 82005 0	9003414 89005 3	9003414 86005 6	3,549.00
2C	292 x 236 x 222	12.6	360.4	13	9003414 82008 1	9003414 89008 4	9003414 86008 7	4,049.00
3C	292 x 292 x 222	15.8	441	15	9003414 82011 1	9003414 89011 4	9003414 86011 7	4,499.00
4C	292 x 348 x 222	19.1	485.5	16	9003414 82014 2	9003414 89014 5	9003414 86014 8	5,099.00
1D	348 x 180 x 222	11.3	351.9	13	9003414 82044 9	9003414 89044 2	9003414 86044 5	4,049.00
2D	348 x 236 x 222	15.1	390.5	13	9003414 82048 7	9003414 89048 0	9003414 86048 3	4,499.00
3D	348 x 292 x 222	19.1	479.3	16	9003414 82051 7	9003414 89051 0	9003414 86051 3	5,099.00
4D	348 x 348 x 222	22.9	526.7	16	9003414 82054 8	9003414 89054 1	9003414 86054 4	5,499.00

*Incl. roof overhang, highest point

Foundation	Size	Exterior Dimensions	Weight	Package Quantity	EAN Code	Recommended Retail Price**
		W x L (cm)	(kg)			
Aluminium Floor Frame	Aluminium square tubing (40 x 40 mm) with corner joints and fixing material (screws)					
	1A	166 x 166	7.9	1	9003414 41014 5	169.00
	1B, 2A	222 x 166	9.7	1	9003414 41024 4	189.00
	1C, 3A	278 x 166	10.7	2	9003414 41034 3	219.00
	1D, 4A	334 x 166	11.7	2	9003414 41044 2	249.00
	2B	222 x 222	9.9	1	9003414 41040 4	219.00
	2C, 3B	278 x 222	12.9	2	9003414 41054 1	259.00
	2D, 4B	334 x 222	13.9	2	9003414 41067 1	309.00
	3C	278 x 278	13.6	2	9003414 41074 9	329.00
	3D, 4C	334 x 278	14.6	2	9003414 41084 8	369.00
	4D	334 x 334	15.6	2	9003414 41094 7	429.00
Note: If the floor frame is laid directly on a gravel base (approx. 10 cm gravel, without foundation or slabs), ground anchors are required for securing to the ground. Storm resistance must be ensured by the customer. For size 1A, 1B, 2A, 2B: 8 pcs. in total; for size 1C, 3A, 1D, 4A: 10 pcs. in total; for size 2C, 3B, 2D, 4B: 14 pcs. in total; for size 3C, 3D, 4C, 4D: 16 pcs. in total are necessary.						
Ground Anchor	4 pieces per package	53 x 4.5	1.4	1	9003414 41004 6	19.00
	6 pieces per package	53 x 4.5	2.1	1	9003414 41006 0	29.00
Aluminium Floor Panels	2 mm aluminium chequer plate consisting of several panels including connecting rails depending on the size of the shed; aluminium floor frame required for optimum installation. Underlayment with a fill or XPS hard foam boards in a thickness of approx. 2-3 cm recommended (not included in the scope of delivery).					
	1A	157.5 x 157.5	20.3	1	9003414 48014 8	329.00
	1B, 2A	213 x 157.5	25	1	9003414 48024 7	379.00
	1C, 3A	269.5 x 157.5	32	1	9003414 48034 6	509.00
	1D, 4A	325.5 x 157.5	37.8	1	9003414 48044 5	689.00
	2B	213 x 213	34	1	9003414 48040 7	489.00
	2C, 3B	269.5 x 213.5	39.5	1	9003414 48054 4	669.00
	2D, 4B	325.5 x 213.5	47.4	1	9003414 48064 3	869.00
	3C	269.5 x 269.5	56	2	9003414 48074 2	1,029.00
	3D, 4C	325.5 x 269.5	66	2	9003414 48084 1	1,129.00
	4D	325.5 x 325.5	77.4	2	9003414 48094 0	1,229.00
SmartBase	Consists of aluminium boards, aluminium frame and adjustable feet (4 cm height adjustable), including fixing material, max. load capacity of 200 kg/m ² , additional required tools: spirit level, drill, open ended spanner 13 and 24.					
	1A	166 x 166	52.5	3	9003414 43950 4	1,049.00
	1B, 2A	222 x 166	65.4	3	9003414 43954 2	1,149.00
	1C, 3A	278 x 166	82.7	5	9003414 43955 9	1,449.00
	1D, 4A	334 x 166	100.4	7	9003414 43956 6	1,649.00
	2B	222 x 222	82.3	4	9003414 43918 4	1,349.00
	2C, 3B	278 x 222	111.5	6	9003414 43960 3	1,749.00
	2D, 4B	334 x 222	131.7	7	9003414 43962 7	2,099.00
	3C	278 x 278	157.1	5	9003414 43965 8	2,399.00
	3D, 4C	334 x 278	171.8	5	9003414 43970 2	2,799.00
	4D	334 x 334	196.7	6	9003414 43974 0	3,399.00
SmartBasePLUS	Consists of aluminium boards, aluminium frame and galvanised ground screws (15 cm height adjustable), including fixing material and manual screw-in driver, max. load capacity of 200 kg/m ² , additional required tools: hammer drill, drill bit, spirit level, drill, open-end spanner 13 and 24, shovel					
	1A	166 x 166	76.1	3	9003414 43450 9	1,249.00
	1B, 2A	222 x 166	92.8	3	9003414 43454 7	1,399.00
	1C, 3A	278 x 166	119.1	5	9003414 43455 4	1,999.00
	1D, 4A	334 x 166	143	7	9003414 43456 1	2,199.00
	2B	222 x 222	109.7	4	9003414 43418 9	1,599.00
	2C, 3B	278 x 222	166	6	9003414 43460 8	2,449.00
	2D, 4B	334 x 222	192	7	9003414 43462 2	2,699.00
	3C	278 x 278	243.7	5	9003414 43465 3	2,999.00
	3D, 4C	334 x 278	258.3	5	9003414 43470 7	3,649.00
	4D	334 x 334	289.1	6	9003414 43474 5	4,149.00
Note: Hammer drills can be rented from any well-equipped specialist, however the drill bit required is available from Biohort.						
Drill Bit	for SDS-MAX chuck Ø18 mm	Ø 40 x 570 mm	3.5	1	9003414 43410 3	89.00

Accessories	Size	Dimensions	Weight	EAN Code			Recommended Retail Price**
		W x L x H (cm)	(kg)	Metallic Silver	Metallic Quartz Grey	Metallic Dark Grey	
Side Canopy To be installed either on one or on both sides, kit complete with supports and two rainwater downpipes.							
	2A, 2B, 2C, 2D	300 x 235 x 220	226.8	9003414 81026 6	9003414 87026 0	9003414 85026 2	2,769.00
	3A, 3B, 3C, 3D	300 x 291 x 220	287.3	9003414 81036 5	9003414 87036 9	9003414 85036 1	3,489.00
	4A, 4B, 4C, 4D	300 x 347 x 220	319.3	9003414 81046 4	9003414 87046 8	9003414 85046 0	3,799.00
Side Wall for Side Canopy To be installed on the side of the side canopy, kit complete with mounting rails and panels.							
	2A, 2B, 2C, 2D	203 x 4.3 x 200	65.5	9003414 81028 0	9003414 87028 4	9003414 85028 6	719.00
	3A, 3B, 3C, 3D	259 x 4.3 x 200	72.2	9003414 81038 9	9003414 87038 3	9003414 85038 5	819.00
	4A, 4B, 4C, 4D	315 x 4.3 x 200	89.7	9003414 81048 8	9003414 87048 2	9003414 85048 4	919.00
Back Wall for Side Canopy To be installed on the back of the side canopy, kit complete with mounting rails and panels.							
	2A, 2B, 2C, 2D 3A, 3B, 3C, 3D 4A, 4B, 4C, 4D	299 x 4.3 x 200	88.6	9003414 81098 3	9003414 87098 7	9003414 85098 9	899.00
Glass Panel for Side Canopy A tinted tempered glass panel can be installed anywhere in the side or back wall of the side canopy, but not next to each other and not next to the corner support.							
	2A, 2B, 2C, 2D 3A, 3B, 3C, 3D 4A, 4B, 4C, 4D	31.8 x 4.2 x 200	7	9003414 47934 0	9003414 47984 5	9003414 47954 8	189.00
FloraBoard for Side Canopy Two flower boxes including the plastic inserts, two support rails for attachment to the side or back wall of the side canopy.							
	2A, 2B, 2C, 2D 3A, 3B, 3C, 3D 4A, 4B, 4C, 4D	84 x 3.9 x 197	11.9	9003414 47036 1	9003414 47086 6	9003414 47056 9	199.00
Additional Door With stainless steel door handle, including 3-way locking mechanism, gas spring, hinges, 2 tool holders and side door jamb, right door hinge							
		83 x 3 x 203	38.9	9003414 81002 0	9003414 87002 4	9003414 85002 6	659.00
Note: In combination with the foundation solution SmartBase and SmartBase ^{PLUS} , an additional package is required for the additional door.							
SmartBase Foundation Additional Package			0.9	9003414 43505 6		89.00	
SmartBase ^{PLUS} Foundation Additional Package			3.6	9003414 43405 9		89.00	
Glass Panel A tempered glass panel mounted in a metal frame can be flexibly installed in any side wall, but not next to a door, corner panel or another glass panel.							
		32 x 3.3 x 207	11	9003414 47034 7	9003414 47084 2	9003414 47054 5	189.00
FloraBoard Two flower boxes including plastic inserts, two support rails for attachment to the exterior wall of the shed.							
		84 x 24 x 205	11.9	9003414 47035 4	9003414 47085 9	9003414 47055 2	199.00
Tool Holder For the inside of the door (max. 4 tool holders per door), 2 pieces per package							
		30 x 5 x 3.5	0.5	9003414 47032 3	9003414 47082 8	9003414 47052 1	39.00

Additions	Size/Version		Weight (kg)	Package Quantity	EAN Code	Recommended Retail Price**
	Standard Door	Double Door				
Interior Panelling Grey white interior wall panels are simply hooked into the side walls						
	1A		62.8	2	9003414 46051 5	749.00
	1B, 2A		73	2	9003414 46052 2	859.00
		1B	64.6	3	9003414 46053 9	779.00
	1C, 3A		87.7	4	9003414 46056 0	1,029.00
		1C	77.5	4	9003414 46057 7	1,029.00
	1D, 4A		97.7	4	9003414 46058 4	1,159.00
		1D	90.1	4	9003414 46061 4	1,059.00
	2B		87.7	2	9003414 46054 6	1,029.00
		2B	77.5	2	9003414 46055 3	919.00
	2C, 3B		97.9	4	9003414 46059 1	1,159.00
		2C, 3B	90.3	4	9003414 46060 7	1,059.00
	2D, 4B		112.2	5	9003414 46062 1	1,279.00
		2D, 4B	100.1	4	9003414 46064 5	1,159.00
	3C		112.5	5	9003414 46063 8	1,279.00
		3C	100.4	4	9003414 46065 2	1,159.00
	3D, 4C		122.3	5	9003414 46066 9	1,389.00
	3D, 4C	115.1	5	9003414 46067 6	1,339.00	
4D		132.9	5	9003414 46068 3	1,529.00	
	4D	124.5	5	9003414 46069 0	1,439.00	
Insulation Inserted between the outer wall and interior panelling. 40mm thick, pre-cut polystyrene boards (PS 15)						
	1A	1B	11.8	1	9003414 46081 2	159.00
	1B, 2A	1C, 2B	13.1	1	9003414 46082 9	169.00
	1C, 2B, 3A	1D, 2C, 3B	14	1	9003414 46084 3	189.00
	1D, 2C, 3B, 4A	2D, 3C, 4B	15.2	1	9003414 46086 7	239.00
	2D, 3C, 4B	3D, 4C	22.6	1	9003414 46088 1	299.00
	3D, 4C	4D	23.5	1	9003414 46090 4	359.00
	4D		23.5	1	9003414 46093 5	429.00



Accessories made of galvanised steel grey white coated			Dimensions	EAN Code	Recommended Retail Price**
			W x L x H (cm)		
A	Shelves	2 pieces per package	56 x 26 x 17.3	9003414 45040 0	79.00
		4 pieces per package	56 x 26 x 17.3	9003414 45050 9	109.00
		2 pieces per package (deep)	56 x 44.5 x 17.3	9003414 45060 8	99.00
B	Suspension Basket		56 x 34 x 20	9003414 47073 6	79.00
C	Hook Set		56 x 23 x 10	9003414 47072 9	79.00
D	Tool Hangers	2 pieces per package	28 x 10.4 x 17.2	9003414 47021 7	39.00
E	Door Baskets*	2 pieces per package	34 x 10 x 9.5	9003414 46025 6	49.00
F	Shelf Baskets*	2 pieces per package	72 x 16 x 11	9003414 46026 3	69.00
G	Threshold Access Ramp***		170.5 x 9.1 x 3	9003414 41001 5	99.00
H	Bicycle Holder BikeHolder	set for 2 bikes	56 x 17.7 x 33	9003414 49032 1	69.00
I	Bicycle Hanger BikeMax	1 piece per package	14.5 x 8 x 205.5	9003414 49030 7	99.00
J	BikeLift®	Standard	33 x 184 x 28	9003414 49052 9	519.00
		Swivelling	33 x 184 x 39	9003414 49053 6	619.00
K	Electric Mounting Panel		28 x 4 x 204	9003414 46034 8	79.00
L	LED Light		44 x 4 x 1.5	9003414 46041 6	79.00

*galvanised only

***Threshold ramp only possible with double door and aluminium floor frame and only galvanised.

Equipment Locker



Standard Equipment: for all sizes and models

(inside always grey white)

- 2 shelves and 2 support rails
- 4 tool hangers (to hang up spades, rakes, garden hoses etc.)
- Organiser system inside both doors with 6 hooks
- 2-way locking mechanism with T-handle cylinder lock and spare key
- Screws and anchors for mounting to the foundation

Size	Exterior Dimensions	Volume (m ³)	Weight (kg)	Package Quantity	EAN Code			Recommended Retail Price**
	W x L x H (cm)				Metallic Silver	Metallic Quartz Grey	Metallic Dark Grey	
Door opening: size 90: 65 x 170 cm (W x H), from size 150: 135 x 170 cm (W x H)								
90	93 x 83 x 182.5	1.3	56.4	1	9003414 34030 5	9003414 30030 9	9003414 31030 8	699.00
150	155 x 83 x 182.5	2.1	88.1	2	9003414 34010 7	9003414 30010 1	9003414 31010 0	919.00
150 ^{LARGE}	156 x 155 x 184	4	ca. 110.2	3	9003414 34910 0	9003414 30910 4	9003414 31910 3	1,179.00
190	191 x 83 x 182.5	2.7	101.4	2	9003414 34060 2	9003414 30060 6	9003414 31060 5	1,029.00
190 ^{LARGE}	192 x 155 x 184	5	ca. 124.1	3	9003414 34960 5	9003414 30960 9	9003414 31960 8	1,279.00
230	227 x 83 x 182.5	3.1	109.9	2	9003414 34080 0	9003414 30080 4	9003414 31080 3	1,129.00
230 ^{LARGE}	228 x 155 x 184	6	ca. 133.7	3	9003414 34980 3	9003414 30980 7	9003414 31980 6	1,389.00

Foundation	Size	Exterior Dimensions	Weight	Package Quantity	EAN Code	Recommended Retail Price**
		W x L (cm)	(kg)			
Aluminium Floor Frame	Aluminium square tubing (40 x 40 mm) with corner joints and fixing material (screws)					
	90	88 x 78	4.3	1	9003414 41011 4	99.00
	150	150 x 78	5.3	1	9003414 41010 7	139.00
	150 ^{LARGE}	150 x 150	7	1	9003414 41020 6	159.00
	190	186 x 78	6.6	1	9003414 41012 1	149.00
	190 ^{LARGE}	186 x 150	ca. 5.7	1	9003414 41015 2	169.00
	230	222 x 78	7.2	1	9003414 41080 0	159.00
	230 ^{LARGE}	222 x 150	8.9	1	9003414 41030 5	179.00

Note: If the floor frame is laid directly on a gravel base (approx. 10 cm gravel, without foundation or slabs), ground anchors are required for securing to the ground. Storm resistance must be ensured by the customer. For size 90, 150: 4 pcs. in total; for size 150^{LARGE}, 190, 190^{LARGE}, 230: 6 pcs. in total; for size 230^{LARGE}: 8 pcs. in total are necessary.

Ground Anchor	4 pieces per package	53 x 4.5	1.4	1	9003414 41004 6	19.00
	6 pieces per package	53 x 4.5	2.1	1	9003414 41006 0	29.00

Aluminium Floor Panels	Size	2mm aluminium chequer plate consisting of several panels including connecting rails depending on the size of the shed; aluminium floor frame required for optimum installation. Underlayment with a fill or XPS hard foam boards in a thickness of approx. 2-3 cm recommended (not included in the scope of delivery).				
		Exterior Dimensions	Weight	Package Quantity	EAN Code	Recommended Retail Price**
	90	79.5 x 69.5	4.8	1	9003414 48011 7	79.00
	150	141.5 x 69.5	9.9	1	9003414 48010 0	149.00
	150 ^{LARGE}	141.5 x 141.5	16.3	1	9003414 48020 9	269.00
	190	178 x 69.5	11	1	9003414 48012 4	179.00
	190 ^{LARGE}	178 x 141.5	ca. 22.1	1	9003414 48015 5	309.00
	230	213.5 x 69.5	14	1	9003414 48080 3	219.00
	230 ^{LARGE}	213.5 x 141.5	24	1	9003414 48030 8	339.00

SmartBase Consists of aluminium boards, aluminium frame and adjustable feet (4 cm height adjustable), including fixing material, max. load capacity of 200 kg/m², additional required tools: spirit level, drill, open ended spanner 13 and 24.


	90	88 x 78	38.2	1	9003414 43982 5	449.00
	150	150 x 78	33.9	2	9003414 43901 6	599.00
	150 ^{LARGE}	150 x 150	47.9	3	9003414 43906 1	849.00
	190	186 x 78	38.9	3	9003414 43929 0	699.00
	190 ^{LARGE}	186 x 150	ca. 54.7	3	9003414 43910 8	979.00
	230	222 x 78	46.9	3	9003414 43936 8	949.00
	230 ^{LARGE}	222 x 150	61.2	3	9003414 43912 2	1,099.00

SmartBase^{PLUS} Consists of aluminium boards, aluminium frame and galvanised ground screws (15 cm height adjustable), including fixing material and manual screw-in driver, max. load capacity of 200 kg/m², additional required tools: hammer drill, drill bit, spirit level, drill, open-end spanner 13 and 24, shovel

	90	88 x 78	38.2	1	9003414 43482 0	599.00
	150	150 x 78	50.9	2	9003414 43401 1	749.00
	150 ^{LARGE}	150 x 150	61.4	3	9003414 43406 6	1,049.00
	190	186 x 78	63.2	3	9003414 43426 4	999.00
	190 ^{LARGE}	186 x 150	ca. 75.8	3	9003414 43510 0	1,229.00
	230	222 x 78	70.4	3	9003414 43436 3	1,149.00
	230 ^{LARGE}	222 x 150	88.6	3	9003414 43412 7	1,349.00

Note: Hammer drills can be rented from any well-equipped specialist, however the drill bit required is available from Biohort.

Drill Bit	for SDS-MAX chuck Ø18 mm	Ø 40 x 570 mm	3.5		9003414 43410 3	89.00
-----------	--------------------------	---------------	-----	--	------------------------	-------



Accessories made of galvanised steel			Dimensions	EAN Code	Recommended Retail Price**
			W x L x H (cm)		
A	Shelf Support Rails	2 pieces per package	4 x 4 x 173	9003414 46020 1	49.00
B	Shelves*	2 pieces per package	72 x 24.5 x 7	9003414 45010 3	59.00
		4 pieces per package	72 x 24.5 x 7	9003414 45020 2	79.00
		2 pieces per package (deep)	72 x 43.5 x 7	9003414 45030 1	89.00
C	Folding Table*		69.2 x 57.5 x 40	9003414 40011 5	129.00
D	Suspension Basket*		67 x 34 x 20	9003414 47071 2	69.00
E	Hook Set*		72 x 17 x 73	9003414 47070 5	79.00
F	Tool Hangers	4 pieces per package	13 x 9.5 x 30	9003414 47020 0	29.00
G	Door Baskets	2 pieces per package	34 x 10 x 9.5	9003414 46025 6	49.00
H	Shelf Baskets	2 pieces per package	72 x 16 x 11	9003414 46026 3	69.00
I	Threshold Access Ramp***		135 x 14.5 x 7	9003414 41000 8	99.00
J	Electric Mounting Panel		28 x 6 x 172.5	9003414 46030 0	59.00
K	LED Light		44 x 4 x 1.5	9003414 46041 6	79.00

*Support rails not included in the delivery. ***Only possible with double door and aluminium floor frame

MiniGarage



Standard Equipment: for all sizes and models

(inside always grey white)

- 3-way locking mechanism with T-handle cylinder lock and spare key
- Comfortable door opening with gas spring
- Organiser system fitted inside the door (incl. 6 hooks)

Size	Exterior Dimensions	Volume (L)	Weight (kg)	Package Quantity	EAN Code		Recommended Retail Price**
	W x L x H (cm)				Metallic Silver	Metallic Dark Grey	
Door opening: size L: 125 x 137 cm (W x H)							
L	145 x 203 x 150	3920	109.4	3	9003414 55040 7	9003414 56040 6	1,549.00

Foundation	Size	Exterior Dimensions W x L (cm)	Weight (kg)	Package Quantity	EAN Code	Recommended Retail Price**
Aluminium Floor Frame*	Aluminium square tubing (40 x 40 mm) with corner joints and fixing material (screws)					
	L	140 x 198	8.2	1	9003414 41032 9	179.00
Note: If the floor frame is laid directly on a gravel base (approx. 10 cm gravel, without foundation or slabs), ground anchors are required for securing to the ground. Storm resistance must be ensured by the customer. For size L: 8 pieces in total are necessary.						
Ground Anchor	4 pieces per package	53 x 4.5	1.4	1	9003414 41004 6	19.00
	6 pieces per package	53 x 4.5	2.1	1	9003414 41006 0	29.00
Aluminium Floor Panels*	2 mm aluminium chequer plate, consists of several segments incl. connecting profiles; aluminium floor frame required for optimal installation. Underlayment with a fill or XPS hard foam boards in a thickness of approx. 2-3 cm recommended (not included in the scope of delivery).					
	L	140 x 198	20.1	1	9003414 48032 2	309.00
SmartBase*	Consists of aluminium boards, aluminium frame and adjustable feet (4 cm height adjustable), including fixing material, max. load capacity of 200 kg/m²; additional required tools: spirit level, drill, open ended spanner 13 and 24.					
	L	140 x 198	54	3	9003414 43938 2	1,049.00
SmartBasePLUS*	Consists of aluminium boards, aluminium frame and galvanised ground screws (15 cm height adjustable), including fixing material and manual screw-in driver, max. load capacity of 200 kg/m²; additional required tools: hammer drill, drill bit, spirit level, drill, open-end spanner 13 and 24, shovel					
	L	140 x 198	81.4	3	9003414 43439 4	1,249.00
Note: Hammer drills can be rented from any well-equipped specialist, however the drill bit required is available from Biohort.						
Drill Bit	for SDS-MAX chuck Ø18 mm		3.5	1	9003414 43410 3	89.00

Accessories made of galvanised steel			Size	Dimensions W x L x H (cm)	EAN Code	Recommended Retail Price**
	Shelf Set* 2 steel shelves (77 x 26.8cm) and 2 support rails.	L	77 x 26.8 x 14	9003414 45013 4	99.00	
	Bike Rail* The clamp panel is mounted on the back wall. The guide rail is hooked in at the desired height and allows for easy extraction and storage of bikes. Max. 2 bicycle rails possible. Max. Tyre width: 70 mm, max. bike length: 1.92m;	L	17.9 x 199.9 x 139.5	9003414 49014 7	159.00	
	Electric Mounting Panel* Discreet, hidden cable routing and easy assembly of switches and outlets (electrical equipment in photo not included). Including 2 support rails.	L	72 x 2.1 x 28	9003414 46039 3	99.00	
	LED Light	L	44 x 4 x 1.5	9003414 46041 6	79.00	

*Please note that the size of the MiniGarage has changed. The accessories only fit the "Model 2023 / Size L" with the dimensions 145 x 203 x 150 cm. Please check carefully that you have the correct size to use the accessory properly.

**recommended retail price GBP incl. VAT and shipping costs



Standard Equipment: for all sizes and models

- Two part aluminium roller shutter (silver) with spring support
- 2-way locking mechanism with T-handle cylinder lock (incl. spare key)
- Tool Holder on the Inside of Side Wall
- Anchoring material

(inside always grey white, roller shutter always silver)

Size	Exterior Dimensions	Volume (L)	Weight (kg)	Package Quantity	EAN Code			Recommended Retail Price**
	W x L x H (cm)				Metallic Silver	Metallic Quartz Grey	Metallic Dark Grey	
120	117 x 73 x 109	740	48.2	1	9003414 72060 2	9003414 70060 4	9003414 73060 1	1,149.00
160	163 x 78 x 120	1200	65.1	1	9003414 72010 7	9003414 70010 9	9003414 73010 6	1,449.00
190	190 x 97 x 136	2080	88.8	2	9003414 72020 6	9003414 70020 8	9003414 73020 5	1,749.00

Accessories made of galvanised steel		Size		Dimensions	EAN Code	Recommended Retail Price**
				W x L x H (cm)		
	Corner Shelf Set With shelf bracket, 5-position height adjustment, can be mounted on the left and/or right	120, 160	2 pieces per package	54 x 54 x 53.5	9003414 74010 5	59.00
	Intermediate Floor Load capacity max. 100 kg, 5-position height adjustment, can also be used as 2-part shelf left and/or right	160	2-part shelf	160 (2 x 80) x 59.5 x 53.5	9003414 75010 4	169.00
		190		187 (2 x 93.5) x 74.5 x 53.5	9003414 75020 3	229.00
	Shelf Set Load capacity max. 150 kg per shelf, set consists of uprights and shelves.	190	2 pieces per package	72 x 24.5 x 53.5	9003414 74020 4	99.00
	Bicycle Holder Set BikeHolder Set consists of uprights and baseplate incl. adjustable clamping bracket (3 pcs.)	190		72 x 15 x 33	9003414 74030 3	99.00

HighBoard



Standard Equipment: for all sizes and models

- Comfortable lid opening with gas spring
- Locking mechanism with turn knob cylinder lock (incl. spare key)
- Dustbin lid opener (3 pcs.)

(inside always grey white)

Size	Exterior Dimensions	Volume (L)	Weight (kg)	Package Quantity	EAN Code			Recommended Retail Price**
	W x L x H (cm)				Metallic Silver	Metallic Quartz Grey	Metallic Dark Grey	
Door opening: size 160: 140 x 100 cm (W x H), size 200: 167 x 110 cm (W x H)								
160	160.5 x 70.5 x 118	1150	82.7	3	9003414 72015 2	9003414 70015 4	9003414 73015 1	1,499.00
200	200.5 x 84.5 x 127	2150	114.5	3	9003414 72025 1	9003414 70025 3	9003414 73025 0	1,999.00

Accessories	Dimensions	Weight (kg)	EAN Code			Recommended Retail Price**
	W x L x H (cm)		Metallic Silver	Metallic Quartz Grey	Metallic Dark Grey	
Tool Holder	For the inside of the door (max. 2 tool holders per door), 2 pieces per package					
	51.6 x 3.5 x 5	0.7	9003414 47031 6	9003414 47081 1	9003414 47051 4	39.00

Accessories		Size		Dimensions	EAN Code	Recommended Retail Price**
				W x L x H (cm)		
	Lid Storage Net Polyamide mesh with elastic band including all fixing materials.	160, 200		25 x 67 x 2	9003414 67010 5	29.00
	Suspension Basket Placed simply on top of the frame. Sack made of black polyester mesh, max. load 10 kg	160	Typ B	54.5 x 50 x 20	9003414 67071 6	49.00
		200	Typ C	68.5 x 67 x 20	9003414 67072 3	59.00
	Intermediate Floor 9-position height adjustment; universally adaptable (e.g. as a continuous floor or as a shelf) Load capacity max. 50 kg	160		consisting of 4 parts 78 x 30 x 53.5	9003414 75015 9	189.00
		200		consisting of 2 parts 97 x 74 x 53.5	9003414 75025 8	219.00
	Electric Mounting Panel Discreetly concealed cable routing and simple installation of switches and outlets in variable positions.	200		58 x 2 x 23	9003414 46032 4	49.00
	Bicycle Holder BikeHolder Baseplate incl. adjustable clamping bracket (3 pcs.)	200	set for 2 bikes	72 x 10 x 33	9003414 49012 3	69.00

Dustbin Box Alex®



Standard Equipment: for all sizes and models

(inside always grey white)

- Comfortable door opening with gas spring
- Locking mechanism with turn knob cylinder lock (incl. spare key)
- Catch bar for tipping out the dustbin
- Functional floor
- Organiser system fitted inside the door (incl. 3 hooks)

Exterior Dimensions W x L x H (cm)	Volume (L)	Weight (kg)	Package Quantity	EAN Code			Recommended Retail Price**
				Metallic Silver	Metallic Quartz Grey	Metallic Dark Grey	
Door opening: 65 x 118 cm (W x H)							
80 x 88 x 129	740	53.7	2	9003414 53063 8	9003414 58068 8	9003414 54064 4	719.00
If 3 or more Dustbin Box Alex® are ordered, a quantity discount is given.							
From 3 units					per unit:		649.00
Left hinged door surcharge				9003414 59065 6	9003414 59065 6	9003414 59065 6	19.00

Accessories	Dimensions W x L x H (cm)	EAN Code			Recommended Retail Price**	
		Metallic Silver	Metallic Quartz Grey	Metallic Dark Grey		
Connecting Element Covers the gap between two dustbin boxes at the front and back.						
	For 2 Alex® units (one connection)	14.6 x 1.9 x 123	9003414 53067 6	9003414 58067 1	9003414 54067 5	49.00
	For 3 Alex® units (two connections)	14.6 x 1.9 x 123	9003414 53069 0	9003414 58069 5	9003414 54069 9	69.00
Matching Cylinder Locks						
	For 2 Alex® units	4.4 x 3.1 x 2.5		9003414 50040 2		49.00
	For 3 Alex® units	4.4 x 3.1 x 2.5		9003414 50041 9		59.00
Support Rails / Shelves						
	Shelf support rails: 2 pieces per package	122 x 3 x 3		9003414 46022 5		39.00
	Shelves: 2 pieces per package (deep)	72 x 43.5 x 7		9003414 45030 1		89.00

Patio Locker Romeo®



Standard Equipment: for all sizes and models

(inside always grey white)

- Organiser system fitted inside the door (incl. 6 hooks)
- 3 support rails, 2 shelves
- 3-way locking mechanism with T-handle cylinder lock and spare key

Size	Exterior Dimensions W x L x H (cm)	Volume (m³)	Weight (kg)	Package Quantity	EAN Code			Recommended Retail Price**
					Metallic Silver	Metallic Quartz Grey	Metallic Dark Grey	
Door opening: 103 x 131 cm (W x H)								
M	132 x 57 x 140	0.8	68.1	3	9003414 55070 4	9003414 58070 1	9003414 56070 3	999.00
L	132 x 87 x 140	1.3	81.9	3	9003414 55080 3	9003414 58080 0	9003414 56080 2	1,099.00

Accessories made of galvanised steel	Dimensions W x L x H (cm)	EAN Code	Recommended Retail Price**
Shelves	61 x 43 x 40	9003414 75055 5	79.00
	2 pieces per package		

LeisureTime Box






Standard Equipment:

- Lid opening with gas spring
- Locking mechanism with T-handle cylinder lock (incl. spare key)

(inside always grey white)

Size	Exterior Dimensions	Volume (L)	Weight (kg)	EAN Code					Recommended Retail Price**
	W x L x H (cm)			White	Metallic Silver	Metallic Quartz Grey	Metallic Dark Grey	Metallic Bronze	
100	101 x 46 x 61	195	19.4	9003414 61010 1	9003414 64010 8	9003414 68010 4	9003414 65010 7	9003414 62010 0	299.00
130	134 x 62 x 71	460	31.5	9003414 61040 8	9003414 64040 5	9003414 68040 1	9003414 65040 4	9003414 62040 7	429.00
160 ^{HIGH}	160 x 79 x 83	830	47.5	9003414 61060 6	9003414 64060 3	9003414 68060 9	9003414 65060 2	9003414 62060 5	559.00
180	181 x 79 x 71	800	47.7	9003414 61030 9	9003414 64030 6	9003414 68030 2	9003414 65030 5	9003414 62030 8	599.00
200	201 x 79 x 83	1050	62.3	9003414 61090 3	9003414 64090 0	9003414 68090 6	9003414 65090 9	9003414 62090 2	729.00

Accessories	Size	Volume (L)	Dimensions W x L x H (cm)	EAN Code	Recommended Retail Price**	
 Lid Storage Net Polyamide mesh with elastic band including all fixing materials.	for all sizes		25 x 67 x 2	9003414 67010 5	29.00	
 Suspension Basket Placed simply on top of the frame. Sack made of black polyester mesh, max. load 10 kg	100,160,180,200	Typ A	46	67 x 34 x 20	9003414 67070 9	49.00
	130	Typ B	55	54.5 x 50 x 20	9003414 67071 6	49.00
	160, 180, 200	Typ C	92	68.5 x 67 x 20	9003414 67072 3	59.00
 Parcel Box Kit Stainless steel latch with padlock, stainless steel cable and name sticker.	for all sizes		16.5 x 26.5 x 5	9003414 67020 4	100.00	

Parcel Box



Standard Equipment: for all versions

- Lid opening with gas spring
- T-handle cylinder lock
- Stainless steel cable, locking latch with padlock
- Name sticker for owner
- Operating instructions for parcel carrier

(inside always grey white)

Size	Exterior Dimensions	Volume (L)	Weight (kg)	EAN Code					Recommended Retail Price**
	W x L x H (cm)			White	Metallic Silver	Metallic Quartz Grey	Metallic Dark Grey	Metallic Bronze	
100	101 x 46 x 61	195	19.9	9003414 61910 4	9003414 64910 1	9003414 68910 7	9003414 65910 0	9003414 62910 3	399.00

StyleBox®






Standard Equipment:

- Four height-adjustable feet for levelling
- Practical snap lock
- Locking eye for padlock (lock not included)
- Lid opening with gas spring

(inside always grey white)

Size	Exterior Dimensions	Volume (L)	Weight (kg)	Package Quantity	EAN Code / Article Number			Recommended Retail Price**
	W x L x H (cm)				Metallic Silver	Metallic Quartz Grey	Metallic Dark Grey	
140	140 x 60 x 71	400	35	2	9003414 19830 2 B330410	9003414 19832 6 B380410	9003414 19831 9 B340410	729.00
170	170 x 70 x 81	685	48	2	9003414 19833 3 B330710	9003414 19835 7 B380710	9003414 19834 0 B340710	929.00
210	207 x 80 x 81	990	62	2	9003414 19836 4 B330910	9003414 19838 8 B380910	9003414 19837 1 B340910	1,129.00

Accessories	Size	Volume (L)	Dimensions W x L x H (cm)	EAN Code	Recommended Retail Price**	
 Lid Storage Net Polyamide mesh with elastic band including all fixing materials.	for all sizes		25 x 67 x 2	9003414 67010 5	29.00	
 Suspension Basket Placed simply on top of the frame. Sack made of black polyester mesh, max. load 10 kg	140	Typ D	49	48.5 x 50.5 x 20	9003414 67073 0	49.00
	170	Typ E	60	59 x 50.5 x 20	9003414 67074 7	59.00
	210	Typ C	92	68.5 x 67 x 20	9003414 67072 3	59.00
 Casters Two rigid castors for moving the box.	for all sizes		4.5 x 3.5 x 3.5	9003414 67030 3	29.00	

**recommended retail price GBP incl. VAT and shipping costs

LoungeBox®





Standard Equipment: for all sizes and models


(inside always grey white)

- Lid opening with gas spring
- Locking mechanism with turn knob cylinder lock (incl. spare key)
- Lid made of aluminium, power-coated

Size	Exterior Dimensions W x L x H (cm)	Volume (L)	Weight (kg)	Package Quantity	EAN Code			Recommended Retail Price**
					Metallic Silver	Metallic Quartz Grey	Metallic Dark Grey	
160	160 x 70 x 83.5	850	50.1	1	9003414 64065 8	9003414 68065 4	9003414 65065 7	1,049.00
200	200 x 85 x 90	1400	71.9	2	9003414 64075 7	9003414 68075 3	9003414 65075 6	1,449.00

Accessories	Size	Volume (L)	Dimensions W x L x H (cm)	EAN Code	Recommended Retail Price**	
						Typ
 Lid Storage Net Polyamide mesh with elastic band including all fixing materials.	160, 200		25 x 67 x 2	9003414 67010 5	29.00	
 Suspension Basket Placed simply on top of the frame. Sack made of black polyester mesh, max. load 10 kg	160	Typ B	55	54.5 x 50 x 20	9003414 67071 6	49.00
	200	Typ C	92	68.5 x 67 x 20	9003414 67072 3	59.00

WoodStock®






Standard Equipment:

(inside always grey white)

- Integrated gutter on the front side with a 1-inch hose connection
- Screws and anchors for mounting to the foundation

Size	Exterior Dimensions* W x L x H (cm)	Volume (m³)	Weight (kg)	Package Quantity	EAN Code			Recommended Retail Price**
					Metallic Silver	Metallic Quartz Grey	Metallic Dark Grey	
150	157 x 102 x 199	2.1	48.5	1	9003414 35010 6	9003414 38010 3	9003414 37010 4	619.00
230	229 x 102 x 199	3.1	54.1	1	9003414 35020 5	9003414 38020 2	9003414 37020 3	819.00
300	300.7 x 102 x 199	4	64.7	2	9003414 35040 3	9003414 38040 0	9003414 37040 1	1,029.00

*Incl. roof overhang, highest point

Foundation Additions	Size	Exterior Dimensions W x L x H (cm)	Weight (kg)	EAN Code			Recommended Retail Price**
				Metallic Silver	Metallic Quartz Grey	Metallic Dark Grey	
Back Wall Easy to install afterwards							
	150	145.5 x 1.1 x 196.5	15.7	9003414 35012 0	9003414 38012 7	9003414 37012 8	159.00
	230	217.5 x 1.1 x 196.5	22.5	9003414 35022 9	9003414 38022 6	9003414 37022 7	199.00
	300	288.6 x 1.1 x 196.5	32.9	9003414 35042 7	9003414 38042 4	9003414 37042 5	249.00
Door Package Double door fitted with T-handle cylinder lock and organiser system on the inside of the doors, easy to install afterwards							
	150	157 x 5 x 171	24	9003414 35001 4	9003414 38001 1	9003414 37001 2	369.00
	230	229 x 5 x 171	29	9003414 35002 1	9003414 38002 8	9003414 37002 9	479.00
Aluminium Floor Panels 2 mm aluminium chequer plate consists of several panels including connecting rails depending on size; underlayment with a fill or XPS hard foam boards in a thickness of approx. 2-3 cm recommended (not included in the scope of delivery).							
	150	141.5 x 69.5 x 0.2	9.9	9003414 48010 0			149.00
	230	213.5 x 69.5 x 0.2	14	9003414 48080 3			219.00
	300	285.5 x 69.5 x 0.2	17.3	9003414 48013 1			289.00
Note: If the floor frame is laid directly on a gravel base (approx. 10 cm gravel, without foundation or slabs), ground anchors are required for securing to the ground. Storm resistance must be ensured by the customer. For size 150, 230: 6 pcs. in total; for size 300: 10 pcs. in total are necessary.							
Ground Anchor	4 pieces per package		1.4	9003414 41004 6			19.00
	6 pieces per package		2.1	9003414 41006 0			29.00

Robotic Lawn Mower Garage Charly®



Standard Equipment:

- Sophisticated ground fixation
- Corner protectors

Colour:


- Side walls: metallic dark grey
- Lid: Metallic Quartz Grey

Size	Exterior Dimensions* W x L x H (cm)	Weight (kg)	Package Quantity	EAN Code	Recommended Retail Price**

* Highest point

**recommended retail price GBP incl. VAT and shipping costs

Privacy Screen



For the privacy screen, you need:

1. Privacy screen panel(s) with or without glass panel
2. Post for anchoring or setting in concrete (optional with mounting accessories)

1. Privacy Screen Panel






Width	Height	Exterior Dimensions	Weight	Package Quantity	EAN Code / Article Number			Recommended Retail Price**
		W x L x H (cm)	(kg)		Metallic Silver	Metallic Quartz Grey	Metallic Dark Grey	
1.1 Without glass panel Consists of wall panels and two guide rails for the assembly between two privacy screen posts, can also be attached to a house wall or similar								
100	90	96 x 4.4 x 91	13.2	2	9003414 15924 2 B230130	9003414 15920 4 B280130	9003414 15892 4 B240130	199.00
150		145 x 4.4 x 91	17.7	2	9003414 15925 9 B230131	9003414 15921 1 B280131	9003414 15893 1 B240131	259.00
180		180 x 4.4 x 91	21.5	2	9003414 15926 6 B230132	9003414 15922 8 B280132	9003414 15894 8 B240132	279.00
200		194 x 4.4 x 91	22.9	2	9003414 15928 0 B230133	9003414 15923 5 B280133	9003414 15917 4 B240133	299.00
100	135	96 x 4.4 x 137	20.3	3	9003414 15981 5 B230230	9003414 15977 8 B280230	9003414 15973 0 B240230	309.00
150		145 x 4.4 x 137	27.2	3	9003414 15982 2 B230231	9003414 15978 5 B280231	9003414 15974 7 B240231	379.00
180		180 x 4.4 x 137	33.4	3	9003414 15983 9 B230232	9003414 15979 2 B280232	9003414 15975 4 B240232	409.00
200		194 x 4.4 x 137	35.5	3	9003414 15984 6 B230233	9003414 15980 8 B280233	9003414 15976 1 B240233	429.00
100	180	96 x 4.4 x 182	25.7	3	9003414 16046 0 B230330	9003414 16042 2 B280330	9003414 16038 5 B240330	379.00
150		145 x 4.4 x 182	34.7	3	9003414 16047 7 B230331	9003414 16043 9 B280331	9003414 16039 2 B240331	459.00
180		180 x 4.4 x 182	42.3	3	9003414 16048 4 B230332	9003414 16044 6 B280332	9003414 16040 8 B240332	499.00
200		194 x 4.4 x 182	45.1	3	9003414 16049 1 B230333	9003414 16045 3 B280333	9003414 16041 5 B240333	529.00
1.2 With glass panel Consists of wall panels, glass panel and two guide rails for the assembly between two privacy screen posts, can also be attached to a house wall or similar								
100	90	96 x 4.4 x 91	13.1	3	9003414 15969 3 B230135	9003414 15965 5 B280135	9003414 15961 7 B240135	279.00
150		145 x 4.4 x 91	17.7	3	9003414 15970 9 B230136	9003414 15966 2 B280136	9003414 15962 4 B240136	319.00
180		180 x 4.4 x 91	21.1	3	9003414 15971 6 B230137	9003414 15967 9 B280137	9003414 15963 1 B240137	349.00
200		194 x 4.4 x 91	22.3	3	9003414 15972 3 B230138	9003414 15968 6 B280138	9003414 15964 8 B240138	369.00
100	135	96 x 4.4 x 137	20.2	3	9003414 16034 7 B230235	9003414 15989 1 B280235	9003414 15985 3 B240235	339.00
150		145 x 4.4 x 137	27.2	3	9003414 16035 4 B230236	9003414 15990 7 B280236	9003414 15986 0 B240236	409.00
180		180 x 4.4 x 137	33	3	9003414 16036 1 B230237	9003414 15991 4 B280237	9003414 15987 7 B240237	439.00
200		194 x 4.4 x 137	34.9	3	9003414 16037 8 B230238	9003414 15992 1 B280238	9003414 15988 4 B240238	469.00
100	180	96 x 4.4 x 182	25.6	4	9003414 16058 3 B230335	9003414 16054 5 B280335	9003414 16050 7 B240335	429.00
150		145 x 4.4 x 182	34.7	4	9003414 16059 0 B230336	9003414 16055 2 B280336	9003414 16051 4 B240336	529.00
180		180 x 4.4 x 182	41.9	4	9003414 16060 6 B230337	9003414 16056 9 B280337	9003414 16052 1 B240337	559.00
200		194 x 4.4 x 182	44.5	4	9003414 16229 7 B230338	9003414 16057 6 B280338	9003414 16053 8 B240338	619.00

2. Post for Privacy Screen

Height	min. – max. Height (cm)	Base Plate*	Weight	Sales Unit	Package Quantity	EAN Code / Article Number			Recommended Retail Price**
		W x L (cm)	(kg)			Metallic Silver	Metallic Quartz Grey	Metallic Dark Grey	
2.1 For anchoring, height-adjustable They are bolted to the ground. For surface anchoring, the posts can be used as starting, end, corner or connecting post for the privacy screen panels. Choose the privacy screen panel(s) to match the height of the post! Diameter: Ø 10 cm. One post per article.									
90	95 – 120	15 x 15	10.5	1	1	9003414 16342 3 B230121	9003414 16341 6 B280121	9003414 16340 9 B240121	139.00
135	140 – 165	15 x 15	11.4	1	1	9003414 16345 4 B230221	9003414 16344 7 B280221	9003414 16343 0 B240221	149.00
180	185 – 210	15 x 15	13.1	1	1	9003414 16348 5 B230321	9003414 16347 8 B280321	9003414 16346 1 B240321	159.00
2.2 For setting in concrete, height adjustable Are embedded in a point foundation. For surface anchoring, the posts can be used as starting, end, corner or connecting post for the privacy screen panels. Choose the privacy screen panel(s) to match the height of the post! Diameter: Ø 10 cm. One post per article.									
90	95 – 120	-	10.2	1	1	9003414 17336 1 B230120	9003414 17342 2 B280120	9003414 17339 2 B240120	139.00
135	140 – 165	-	11.7	1	1	9003414 17337 8 B230220	9003414 17343 9 B280220	9003414 17340 8 B240220	149.00
180	185 – 210	-	13.8	1	1	9003414 17338 5 B230320	9003414 17344 6 B280320	9003414 17341 5 B240320	159.00

* The cover plate of the base plate has the dimensions 18 x 18 cm.

**recommended retail price GBP incl. VAT and shipping costs

Mounting Accessories for Anchored Post		Info	EAN Code Article Number	Recommended Retail Price**
	Hammer Drill Bit The hammer drill bit is used to drill the required holes in the concrete foundation for the injection mortar. A hammer drill is available in specialist shops.	for SDS plus chuck Ø14 mm Length: 150 mm	9003414 18784 9 B270903	29.00
	Blow-out Pump and Cleaning Brush The pump is used for a safe and easy cleaning of the drill hole. The cleaning brush is used to remove any dust from the sides of the drill hole. This ensures that the injection mortar adheres to the concrete foundation.		9003414 18785 6 B270904	89.00
	Injection Mortar The injection mortar is required to bond the threaded rod anchors securely in the concrete.	Content 300 ml Sufficient for minimum of 16 pcs. Anchor rods M12 x 160	9003414 18782 5 B270901	49.00
	Applicator Gun The injection mortar is precisely applied with the aid of the applicator gun. This is achieved by transmission without great effort.	Suitable for 310 ml cartridges	9003414 18783 2 B270902	39.00
	Threaded Rod Anchors The anchors are glued into the foundation and guarantee a secure connection between foundation and Biohort Privacy Screen including base plate. Per article 4 pcs. – is enough for a post.	M12 x 160 R Includes nuts and washers	9003414 18786 3 B270905	39.00

DaVinci® Planter Box System to Configure



You would like to connect several planting beds with each other?

- Individually configurable
- Extremely durable
- Available in different lengths, heights and combinations
- Height: MINI 45 cm, MIDI 61 cm, MAXI 77 cm
- Privacy screen and trellis can be placed as desired
- Planter insert optional available, see p. 27

Configure your own Planter Box System DaVinci® now



biohort.com/configurator

Configuration Examples:


Version 1



Version 2



Version 3



		Exterior Dimensions	EAN Code / Article Number			Recommended Retail Price**
		W x L x H (cm)	Metallic Silver	Metallic Quartz Grey	Metallic Dark Grey	
Version 1	Terrace border with trellis: 1.5 x 1.5 m corner with trellis, graduated on both sides 0.5 m MIDI, 1 m MINI	299.5 x 299.5 x 168	9003414 17335 4 B138390	9003414 17346 0 B188390	9003414 17345 3 B148390	2,979.00
Version 2	Terrace border with privacy screen: 1.5 m MAXI with privacy screen with glass panel, 1 x 1 m corner with trellis on one side, 0.5 m MIDI, 0.5 m MINI	250 x 201 x 168	9003414 17347 7 B138391	9003414 17349 1 B188391	9003414 17348 4 B148391	2,499.00
Version 3	Flower bed: 0.5 m MINI, 0.5 m MIDI and 1 m MAXI	201 x 53 x 77	9003414 17350 7 B138392	9003414 17352 1 B188392	9003414 17351 4 B148392	1,189.00

Raised Bed









Standard Equipment: for all sizes and models

- Integrated rodent protection made of fibreglass fabric
- Opening for irrigation hose

Size	Exterior Dimensions	Volume (L)	Weight (kg)	Package Quantity	EAN Code			Recommended Retail Price**
	W x L x H (cm)				Metallic Silver	Metallic Quartz Grey	Metallic Dark Grey	
1x0.5	102 x 53 x 77	340	34.6	2	9003414 64012 2	9003414 68012 8	9003414 65012 1	409.00
1x1	102 x 102 x 77	695	43.2	2	9003414 64005 4	9003414 68005 0	9003414 65005 3	459.00
1.5x0.5	152 x 53 x 77	515	41.3	2	9003414 64028 3	9003414 68028 9	9003414 65028 2	509.00
1.5x1	152 x 102 x 77	1060	49.9	2	9003414 64018 4	9003414 68018 0	9003414 65018 3	549.00
1.5x1.5	152 x 152 x 77	1620	56.6	2	9003414 64048 1	9003414 68048 7	9003414 65048 0	669.00
2x0.5	201 x 53 x 77	685	51.2	2	9003414 64022 1	9003414 68022 7	9003414 65022 0	559.00
2x1	201 x 102 x 77	1450	59.8	2	9003414 64015 3	9003414 68015 9	9003414 65015 2	619.00
2x2	201 x 201 x 77	2900	76.4	2	9003414 64035 1	9003414 68035 7	9003414 65035 0	819.00
L2x1	201 x 201 x 77	2780	82.6	4	9003414 64025 2	9003414 68025 8	9003414 65025 1	919.00

Accessories	Size	Weight	EAN Code / Article Number			Recommended Retail Price**
		(kg)	Metallic Silver	Metallic Quartz Grey	Metallic Dark Grey	
Intermediate Floor	Reduces the filling quantity of your raised bed, load capacity up to 22 cm of soil, consists of one to four elements depending on size.					
	1x0.5	3.9	-	-	9003414 65042 8	59.00
	1x1	6.5	-	-	9003414 65046 6	89.00
	1.5x0.5	5.3	-	-	9003414 65045 9	79.00
	2x0.5	6.3	-	-	9003414 65043 5	89.00
	1.5x1	15.5	-	-	9003414 65049 7	139.00
	2x1	20.3	-	-	9003414 65047 3	159.00
Cold Frame Extension	Efficient frost protection with four sliding double wall panels that can be easily removed. The cold frame extension is storm-proof and designed to direct rainwater into the raised bed.					
	2x1	21.1	9003414 64013 9	9003414 68013 5	9003414 65013 8	359.00
Snail Guard	Protective construction, is simply placed on the raised bed.					
	1x0.5	3.2	9003414 16349 2 B130901	9003414 16351 5 B180901	9003414 16350 8 B140901	79.00
	1x1	3.9	9003414 16370 6 B130902	9003414 16372 0 B180902	9003414 16371 3 B140902	99.00
	1.5x0.5	4.1	9003414 16367 6 B130903	9003414 16369 0 B180903	9003414 16368 3 B140903	99.00
	2x0.5	4.9	9003414 16355 3 B130904	9003414 16357 7 B180904	9003414 16356 0 B140904	99.00
	1.5x1	4.8	9003414 16364 5 B130905	9003414 16366 9 B180905	9003414 16365 2 B140905	99.00
	2x1	5.6	9003414 16352 2 B130906	9003414 16354 6 B180906	9003414 16353 9 B140906	109.00
	1.5x1.5	5.6	9003414 16361 4 B130907	9003414 16363 8 B180907	9003414 16362 1 B140907	109.00
	2x2	7.2	9003414 16373 7 B130908	9003414 16375 1 B180908	9003414 16374 4 B140908	119.00
Skirting	Consisting of floor frame and skirting, is placed onto the floor frame and placed on the lawn (cannot be installed afterwards). Width: 6.7 cm					
	1x0.5	6	9003414 16399 7 B130921	9003414 16401 7 B180921	9003414 16400 0 B140921	129.00
	1x1	7.1	9003414 16396 6 B130922	9003414 16398 0 B180922	9003414 16397 3 B140922	159.00
	1.5x0.5	8.4	9003414 16393 5 B130923	9003414 16395 9 B180923	9003414 16394 2 B140923	159.00
	2x0.5	9.4	9003414 16382 9 B130924	9003414 16384 3 B180924	9003414 16383 6 B140924	169.00
	1.5x1	9.2	9003414 16390 4 B130925	9003414 16392 8 B180925	9003414 16391 1 B140925	169.00
	2x1	10.5	9003414 16379 9 B130926	9003414 16381 2 B180926	9003414 16380 5 B140926	199.00
	1.5x1.5	10.4	9003414 16385 0 B130927	9003414 16387 4 B180927	9003414 16386 7 B140927	199.00
	2x2	13	9003414 16376 8 B130928	9003414 16378 2 B180928	9003414 16377 5 B140928	229.00
	L2x1	13.2	9003414 16408 6 B130932	9003414 16410 9 B180932	9003414 16409 3 B140932	259.00

Accessories	Size	Weight (kg)	EAN Code / Article Number			Recommended Retail Price**
			Metallic Silver	Metallic Quartz Grey	Metallic Dark Grey	
Trellis (1 pc.) Consisting of two side uprights and a trellis. Cannot be combined with cold frame extension or snail guard. Height: 91 cm						
	for 1 m side	13.1	9003414 16436 9 B130940	9003414 16438 3 B180940	9003414 16437 6 B140940	239.00
	for 1.5 m side	22.9	9003414 16439 0 B130941	9003414 16441 3 B180941	9003414 16440 6 B140941	279.00
	for 2 m side	19.6	9003414 16442 0 B130942	9003414 16444 4 B180942	9003414 16443 7 B140942	309.00
Trellis L Form (2 pcs.) Consisting of two side uprights, a corner upright and two trellises. Cannot be combined with cold frame extension or snail guard. Height: 91 cm						
	1 x 1	24.5	9003414 16445 1 B130945	9003414 16447 5 B180945	9003414 16446 8 B140945	449.00
	1.5 x 1.5	44.1	9003414 16448 2 B130946	9003414 16450 5 B180946	9003414 16449 9 B140946	499.00
	2 x 2, L2 x 1	52.4	9003414 16451 2 B130947	9003414 16453 6 B180947	9003414 16452 9 B140947	609.00
Privacy Screen (1 pc.) Consisting of two side uprights and a privacy screen. Cannot be combined with cold frame extension or snail guard. Height: 91 cm						
	for 1 m side	15.4	9003414 16457 4 B139901	9003414 16459 8 B189901	9003414 16458 1 B149901	259.00
	for 1.5 m side	19.9	9003414 16460 4 B139902	9003414 16462 8 B189902	9003414 16461 1 B149902	299.00
	for 2 m side	25.1	9003414 16463 5 B139903	9003414 16465 9 B189903	9003414 16464 2 B149903	329.00
Privacy Screen L Form (2 pcs.) Consisting of two side uprights, a corner upright and two privacy screens. Cannot be combined with cold frame extension or snail guard. Height: 91 cm						
	1 x 1	29.1	9003414 16466 6 B139905	9003414 16468 0 B189905	9003414 16467 3 B149905	449.00
	1.5 x 1.5	38.1	9003414 16469 7 B139906	9003414 16471 0 B189906	9003414 16470 3 B149906	499.00
	2 x 2, L2 x 1	48.5	9003414 16472 7 B139907	9003414 16474 1 B189907	9003414 16473 4 B149907	609.00
Privacy Screen with Glass Panels (1 pc.) Consisting of two side uprights and a privacy screen with a glass panel. Cannot be combined with cold frame extension or snail guard. Height: 91 cm						
	for 1 m side	15.3	9003414 16475 8 B139911	9003414 16477 2 B189911	9003414 16476 5 B149911	309.00
	for 1.5 m side	19.9	9003414 16478 9 B139912	9003414 16480 2 B189912	9003414 16479 6 B149912	359.00
	for 2 m side	24.5	9003414 16481 9 B139913	9003414 16483 3 B189913	9003414 16482 6 B149913	409.00
Privacy Screen L Form with Glass Panels (2 pcs.) Consisting of two side uprights, a corner upright and two privacy screens with a glass panel. Cannot be combined with cold frame extension or snail guard. Height: 91 cm						
	1 x 1	28.9	9003414 16484 0 B139915	9003414 16486 4 B189915	9003414 16485 7 B149915	579.00
	1.5 x 1.5	38.1	9003414 16487 1 B139916	9003414 16489 5 B189916	9003414 16488 8 B149916	679.00
	2 x 2, L2 x 1	47.3	9003414 16490 1 B139917	9003414 16492 5 B189917	9003414 16491 8 B149917	769.00

Note: In places exposed to wind, the product with privacy screen is at high risk of tipping over, therefore it is essential to ensure adequate ground anchorage - using the fastening materials supplied. Failure to comply may result in damage to the product itself and/or to objects in the vicinity.

Composter MonAmi®



Standard Equipment:

- 2 ventilation pipes
- Integrated rodent protection made of fibreglass fabric
- Lid opening with gas spring

Exterior Dimensions	Volume	Weight	Package Quantity	EAN Code	Recommended Retail Price**
				Metallic Dark Grey	
W x L x H (cm)	(L)	(kg)		9003414 65026 8	819.00
102 x 102 x 84	725	62.9	3		

Planting Bed Belvedere®




Standard Equipment:







- With practical intermediate floor in metallic dark grey
- Opening for irrigation hose

Height	Size	Exterior Dimensions W x L x H (cm)	Volume* (L)	Weight (kg)	Package Quantity	EAN Code / Article Number			Recommended Retail Price**
						Metallic Silver	Metallic Quartz Grey	Metallic Dark Grey	
MINI 45 cm	50MINI	53 x 53 x 45	42	19.8	3	9003414 15888 7 B139110	9003414 15875 7 B189110	9003414 15853 5 B149110	309.00
	100MINI	102 x 53 x 45	90	27.3	3	9003414 15887 0 B139113	9003414 15874 0 B189113	9003414 15852 8 B149113	359.00
	150MINI	152 x 53 x 45	135	33.7	3	9003414 15885 6 B139116	9003414 15872 6 B189116	9003414 15850 4 B149116	409.00
	200MINI	201 x 53 x 45	180	39.9	3	9003414 15882 5 B139125	9003414 15869 6 B189125	9003414 15847 4 B149125	509.00
	L100MINI	102 x 102 x 45	130	38.8	7	9003414 15878 8 B139130	9003414 15865 8 B189130	9003414 15856 6 B149130	619.00
	L150MINI	152 x 152 x 45	225	53.5	7	9003414 15877 1 B139131	9003414 15864 1 B189131	9003414 15855 9 B149131	719.00
	L200MINI	201 x 201 x 45	315	66.5	7	9003414 15876 4 B139133	9003414 15863 4 B189133	9003414 15854 2 B149133	769.00
MIDI 61 cm	50MIDI	53 x 53 x 61	42	23.8	3	9003414 15940 2 B139210	9003414 15919 8 B189210	9003414 15904 4 B149210	359.00
	100MIDI	102 x 53 x 61	90	32.9	3	9003414 15939 6 B139213	9003414 15918 1 B189213	9003414 15903 7 B149213	409.00
	150MIDI	152 x 53 x 61	135	40.6	3	9003414 15937 2 B139216	9003414 15915 0 B189216	9003414 15901 3 B149216	509.00
	200MIDI	201 x 53 x 61	180	48.3	3	9003414 15934 1 B139225	9003414 15911 2 B189225	9003414 15898 6 B149225	619.00
	L100MIDI	102 x 102 x 61	130	46.4	7	9003414 15930 3 B139230	9003414 15907 5 B189230	9003414 15891 7 B149230	719.00
	L150MIDI	152 x 152 x 61	225	64	7	9003414 15929 7 B139231	9003414 15906 8 B189231	9003414 15890 0 B149231	819.00
	L200MIDI	201 x 201 x 61	315	79.8	7	9003414 15927 3 B139233	9003414 15905 1 B189233	9003414 15889 4 B149233	979.00
MAXI 77 cm	50MAXI	53 x 53 x 77	42	27.8	3	9003414 16021 7 B139310	9003414 16008 8 B189310	9003414 15953 2 B149310	359.00
	100MAXI	102 x 53 x 77	90	38.5	3	9003414 16020 0 B139313	9003414 16007 1 B189313	9003414 15952 5 B149313	469.00
	150MAXI	152 x 53 x 77	135	46.6	3	9003414 16018 7 B139316	9003414 16005 7 B189316	9003414 15950 1 B149316	599.00
	200MAXI	201 x 53 x 77	180	57.5	3	9003414 16015 6 B139325	9003414 16002 6 B189325	9003414 15947 1 B149325	659.00
	L100MAXI	102 x 102 x 77	130	54	7	9003414 16011 8 B139330	9003414 15998 3 B189330	9003414 15943 3 B149330	769.00
	L150MAXI	152 x 152 x 77	225	73.6	7	9003414 16010 1 B139331	9003414 15997 6 B189331	9003414 15942 6 B149331	869.00
	L200MAXI	201 x 201 x 77	315	93	7	9003414 16009 5 B139333	9003414 15996 9 B189333	9003414 15941 9 B149333	1,029.00

*Filling height up to max. 22 cm

Accessories	Size*	Weight (kg)	EAN Code / Article Number			Recommended Retail Price**
			Metallic Silver	Metallic Quartz Grey	Metallic Dark Grey	
Snail Guard	Protective construction, is simply placed on the planting bed.					
	100	3.2	9003414 16349 2 B130901	9003414 16351 5 B180901	9003414 16350 8 B140901	79.00
	150	4.1	9003414 16367 6 B130903	9003414 16369 0 B180903	9003414 16368 3 B140903	99.00
	200	4.9	9003414 16355 3 B130904	9003414 16357 7 B180904	9003414 16356 0 B140904	99.00
Skirting	Consisting of floor frame and skirting, is placed onto the floor frame and placed on the lawn (cannot be installed afterwards). Width: 6.7 cm					
	50	4.9	9003414 16402 4 B130920	9003414 16404 8 B180920	9003414 16403 1 B140920	119.00
	100	6	9003414 16399 7 B130921	9003414 16401 7 B180921	9003414 16400 0 B140921	129.00
	150	8.4	9003414 16393 5 B130923	9003414 16395 9 B180923	9003414 16394 2 B140923	159.00
	200	9.4	9003414 16382 9 B130924	9003414 16384 3 B180924	9003414 16383 6 B140924	169.00
	L100	7.4	9003414 16414 7 B130929	9003414 16416 1 B180929	9003414 16415 4 B140929	179.00
	L150	10.2	9003414 16411 6 B130930	9003414 16413 0 B180930	9003414 16412 3 B140930	219.00
	L200	13.6	9003414 16405 5 B130931	9003414 16407 9 B180931	9003414 16406 2 B140931	249.00

Accessories	Pcs.	Weight	EAN Code / Article Number		Recommended Retail Price**
		(kg)			
Planter Insert Dimensions (W x L x H): 50 x 50 x 18 cm; size 50: 1 pc. possible; size 100: 2 pcs. possible; size 150, L100: 3 pcs. possible; size 200: 4 pcs. possible; size L150: 5 pcs. possible; size L200: 7 pcs. possible					
	1 pc.	3.2	9003414 16424 6 B170951		29.00
	2 pcs.	3.9	9003414 16427 7 B170952		39.00
	3 pcs.	4.1	9003414 16430 7 B170953		49.00
	4 pcs.	4.9	9003414 16433 8 B170954		59.00

Accessories	Size	Weight	EAN Code / Article Number			Recommended Retail Price**
		(kg)	Metallic Silver	Metallic Quartz Grey	Metallic Dark Grey	
Trellis (1 pc.)* Consisting of two side uprights and a trellis. Cannot be combined with snail guard. Height: 91cm						
	100	4.9	9003414 16436 9 B130940	9003414 16438 3 B180940	9003414 16437 6 B140940	239.00
	150	6	9003414 16439 0 B130941	9003414 16441 3 B180941	9003414 16440 6 B140941	279.00
	200	8.4	9003414 16442 0 B130942	9003414 16444 4 B180942	9003414 16443 7 B140942	309.00
Trellis for L Form (2 pcs.) Consisting of two side uprights, a corner upright and two trellises. Cannot be combined with snail guard. Height: 91cm						
	L100	24.5	9003414 16445 1 B130945	9003414 16447 5 B180945	9003414 16446 8 B140945	449.00
	L150	44.1	9003414 16448 2 B130946	9003414 16450 5 B180946	9003414 16449 9 B140946	499.00
	L200	52.4	9003414 16451 2 B130947	9003414 16453 6 B180947	9003414 16452 9 B140947	609.00
Privacy Screen (1 pc.)* Consisting of two side uprights and a privacy screen. Cannot be combined with snail guard. Height: 91cm						
	100	15.4	9003414 16457 4 B139901	9003414 16459 8 B189901	9003414 16458 1 B149901	259.00
	150	19.9	9003414 16460 4 B139902	9003414 16462 8 B189902	9003414 16461 1 B149902	299.00
	200	25.1	9003414 16463 5 B139903	9003414 16465 9 B189903	9003414 16464 2 B149903	329.00
Privacy Screen L Form (2 pcs.) Consisting of two side uprights, a corner upright and two privacy screens. Cannot be combined with snail guard. Height: 91cm						
	L100	29.1	9003414 16466 6 B139905	9003414 16468 0 B189905	9003414 16467 3 B149905	449.00
	L150	38.1	9003414 16469 7 B139906	9003414 16471 0 B189906	9003414 16470 3 B149906	499.00
	L200	48.5	9003414 16472 7 B139907	9003414 16474 1 B189907	9003414 16473 4 B149907	609.00
Privacy Screen with Glass Panel (1 pc.)* Consisting of two side uprights and a privacy screen with a glass panel. Cannot be combined with snail guard. Height: 91cm						
	100	15.3	9003414 16475 8 B139911	9003414 16477 2 B189911	9003414 16476 5 B149911	309.00
	150	19.9	9003414 16478 9 B139912	9003414 16480 2 B189912	9003414 16479 6 B149912	359.00
	200	24.5	9003414 16481 9 B139913	9003414 16483 3 B189913	9003414 16482 6 B149913	409.00
Privacy Screen L Form with Glass Panels (2 pcs.) Consisting of two side uprights, a corner upright and two privacy screens with a glass panel. Cannot be combined with snail guard. Height: 91cm						
	L100	28.9	9003414 16484 0 B139915	9003414 16486 4 B189915	9003414 16485 7 B149915	579.00
	L150	38.1	9003414 16487 1 B139916	9003414 16489 5 B189916	9003414 16488 8 B149916	679.00
	L200	47.3	9003414 16490 1 B139917	9003414 16492 5 B189917	9003414 16491 8 B149917	769.00

Note: In places exposed to wind, the product with privacy screen is at high risk of tipping over, therefore it is essential to ensure adequate ground anchorage - using the fastening materials supplied. Failure to comply may result in damage to the product itself and/or to objects in the vicinity.

*Can also be used with the L shapes on one side



Advantages:

- Very easy to operate
- Lockable bike

Tip:

Available as accessories for the garden sheds.

Attention: Children should only use the BikeLift® under parental supervision.

Made from durable materials:

- Powder coated aluminium
- Brushed stainless steel
- Glass fibre reinforced polyamide
- Maintenance-free springs
- Rubberised hook, to protect the bike rim



Play Video

Variant	Exterior Dimensions	Weight	Package Quantity	EAN Code	Recommended Retail Price**
	W x L x H (cm)	(kg)		Metallic Dark Grey	
For wall mounting (brick, concrete, wood,...), dowels and screws for mounting are included					
A Standard	16 x 38 x 180	9.5	1	9003414 49054 3	419.00
B Swivel Mount	16 x 53 x 182	13	2	9003414 49055 0	519.00




A Standard

- Is fixed to the wall by means of dowels and screws (brick, concrete, wood,...)



B Swivel Mount

- The mount allows the bike to be folded sideways to the wall - ideal for small cellars.
- Is fixed to the wall by means of dowels and screws (brick, concrete, wood,...)

Accessories	Variant	Exterior Dimensions	Weight	Package Quantity	EAN Code	Recommended Retail Price**
		W x L x H (cm)	(kg)		Metallic Dark Grey	
Electric Socket Mounting Panel Especially practical for e-bikes! Can be fitted to all variants of the BikeLift®. Without socket.						
	can be combined with all variants	10 x 12 x 4	0.2	1	9003414 49059 8	19.00

Retrofit Kit for Existing BikeLift®	Exterior Dimensions	Weight	Package Quantity	EAN Code	Recommended Retail Price**
	W x L x H (cm)	(kg)		Metallic Dark Grey	
Swivel Mount For retrofitting the swivel mount to the BikeLift® Standard. Compatible with wall mounting and mounting in Biohort garden sheds.					
for BikeLift® Standard	See dimensions above "swivel mount"	3.5	1	9003414 49056 7	100.00
Mounting Kit Garden Shed Enables mounting in a Biohort shed if a BikeLift® for wall mounting has been purchased. Compatible with "standard" and "with swivel mount". In the garden shed Europa, the BikeLift® with swivel mount can only be mounted centrally on the rear wall.					
for garden shed HighLine®, Panorama®, AvantGarde®, Europa	Dimensions depending on variant	1	1	9003414 49057 4	100.00
for garden shed Neo	Dimensions depending on variant	1.6	1	9003414 49058 1	100.00




Fits almost any bike.

Check your bike:

- Total rim height + tyre: max. 77 mm (3.0")
- Tyre width: max. 74 cm (29")
- Front outer tyre diameter: max. 74 cm (29")
- Bike length: max. 1.95 m
- Bike weight: max. 30 kg
- The end of the rear mudguard and the luggage carrier must not protrude beyond the tyre.

CleanLine Cleaning Agents

CleanLine		Volume	Package Quantity	EAN Code	Recommended Retail Price**
	Universal Cleaner With strong dissolving power against grease, oil, algae and dirt of all kinds. Forms a dirt- and water-repellent surface (lotus effect). Perfect for removing fingerprints after assembly.	1000 ml	1	9003414 99000 5	39.00
	Conservation Protect your Biohort product from environmental influences and at the same time ensure a silky matt shine.	750 ml	1	9003414 99100 2	39.00
	Saver Set (Universal Cleaner + Conservation)	1000 ml + 750 ml	1	9003414 99200 9	49.00